



Delaware Animal Services

Performance Report
Third Quarter 2017



DELAWARE HEALTH AND SOCIAL SERVICES
Division of Public Health
Office of Animal Welfare

Table of Contents

Reports – 3rd Quarter, 2017.....	4
Additional Productivity Data (Q3).....	9
Shelter Statistics (Q3).....	11





Delaware Animal Services

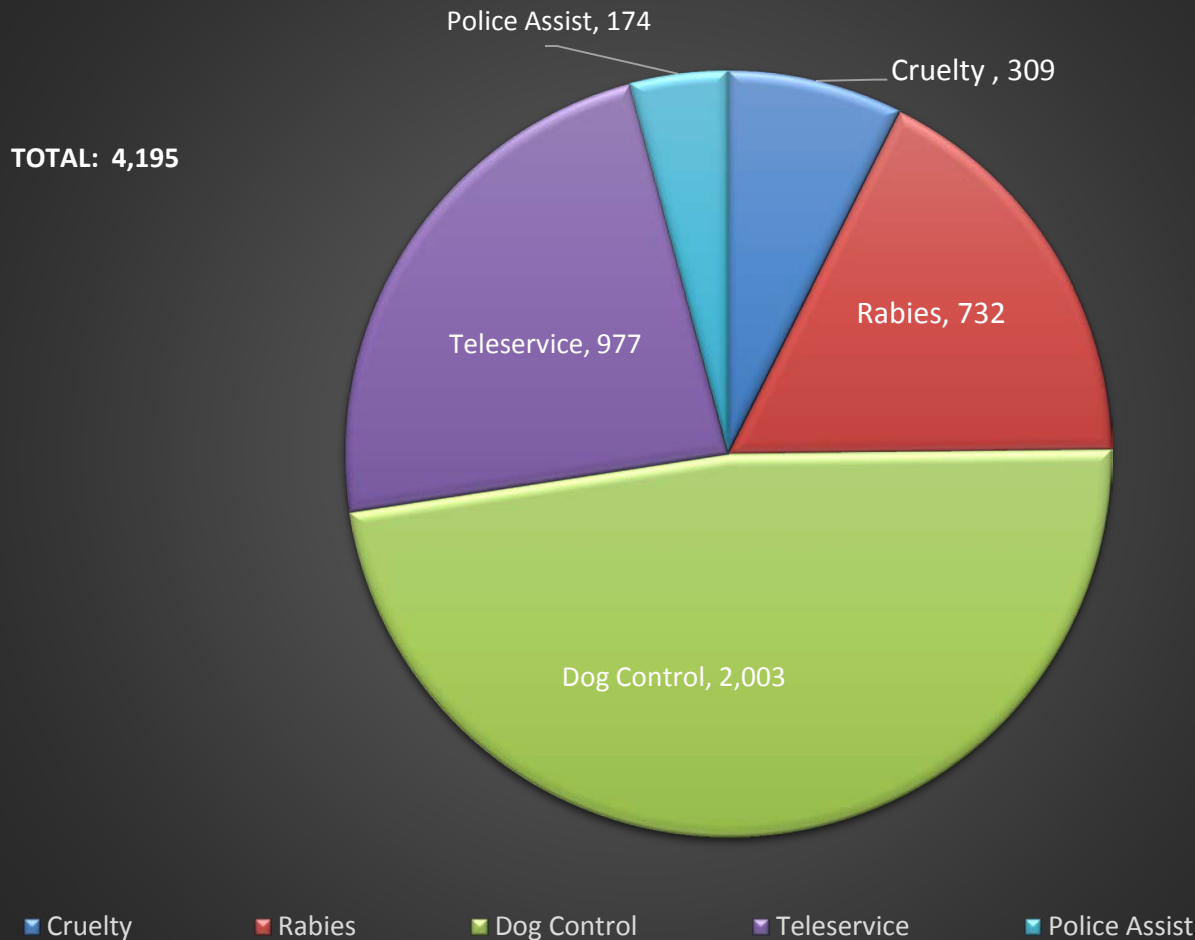
July - September 2017



DELAWARE HEALTH AND SOCIAL SERVICES
Division of Public Health
Office of Animal Welfare

Q3 REPORTS BY TYPE: STATE

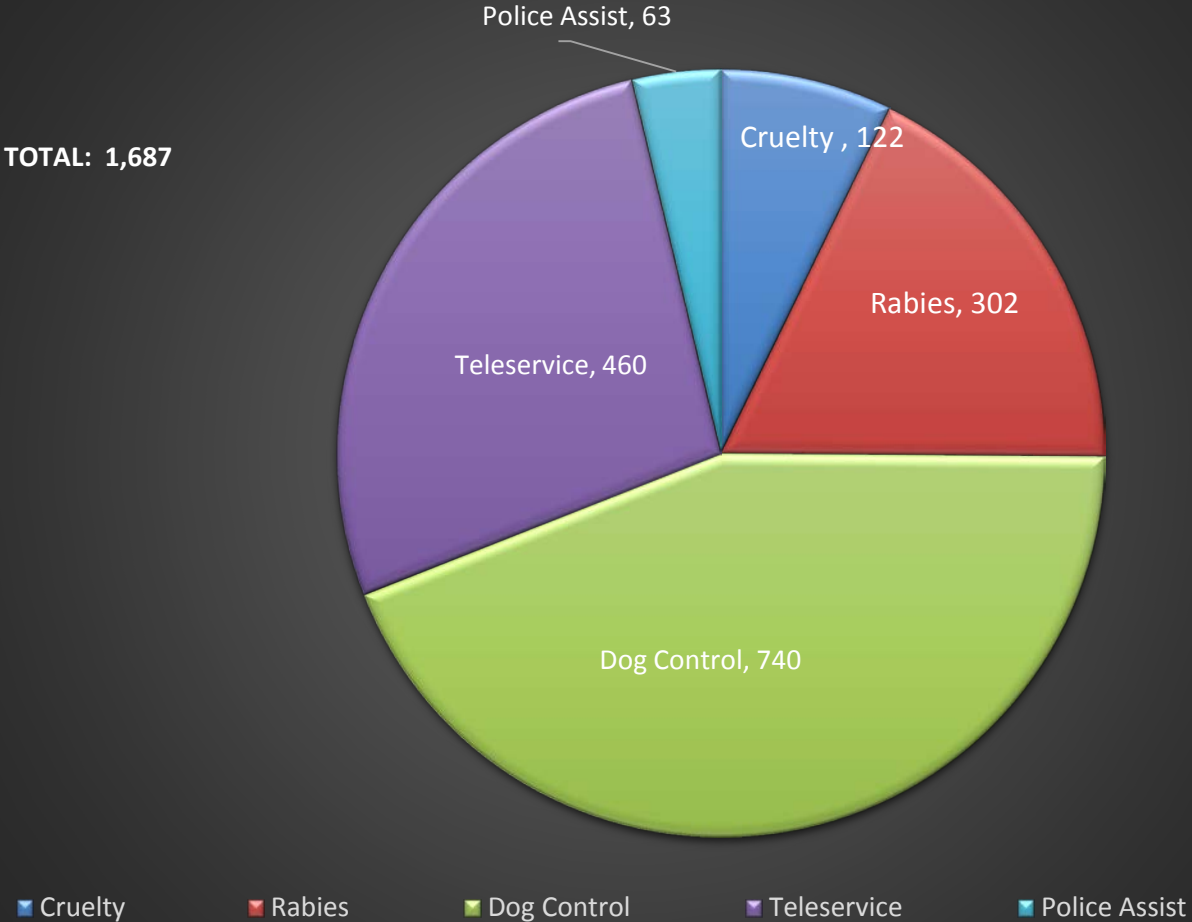
State Totals - 3rd Quarter 2017



Note: Teleservice calls are those that are handled by offering referral, education, or resources that do not require action by officers. These calls are handled by dispatchers and other members of the Office of Animal Welfare. *Teleservice Calls are underreported for August and September 2017 due to change in dispatch software in August.*

Q3 REPORTS BY TYPE: NEW CASTLE COUNTY

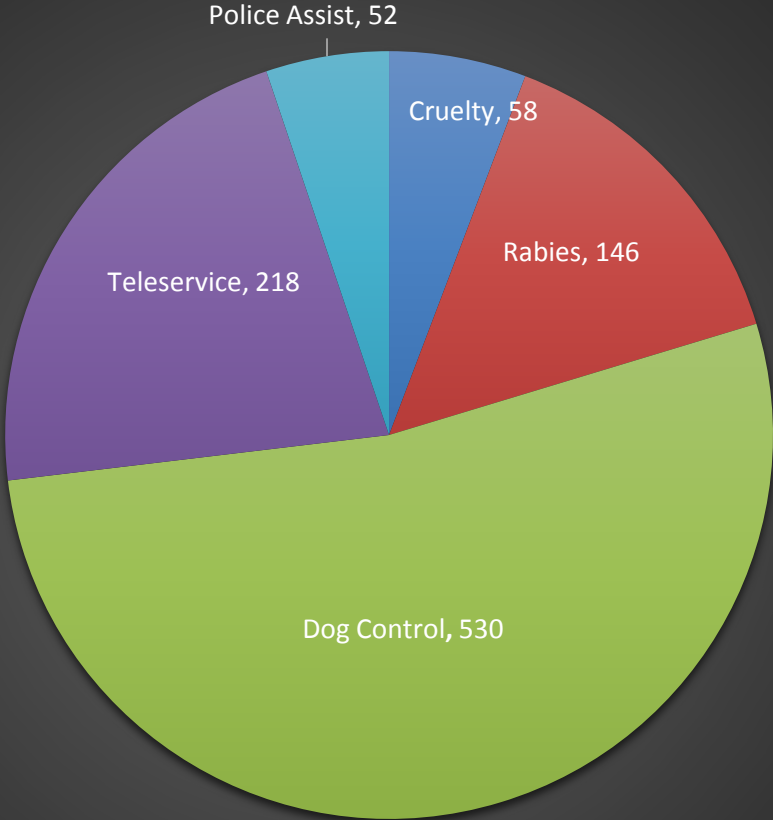
New Castle County Totals - 3rd Quarter 2017



Q3 REPORTS BY TYPE: KENT COUNTY

Kent County Totals - 3rd Quarter 2017

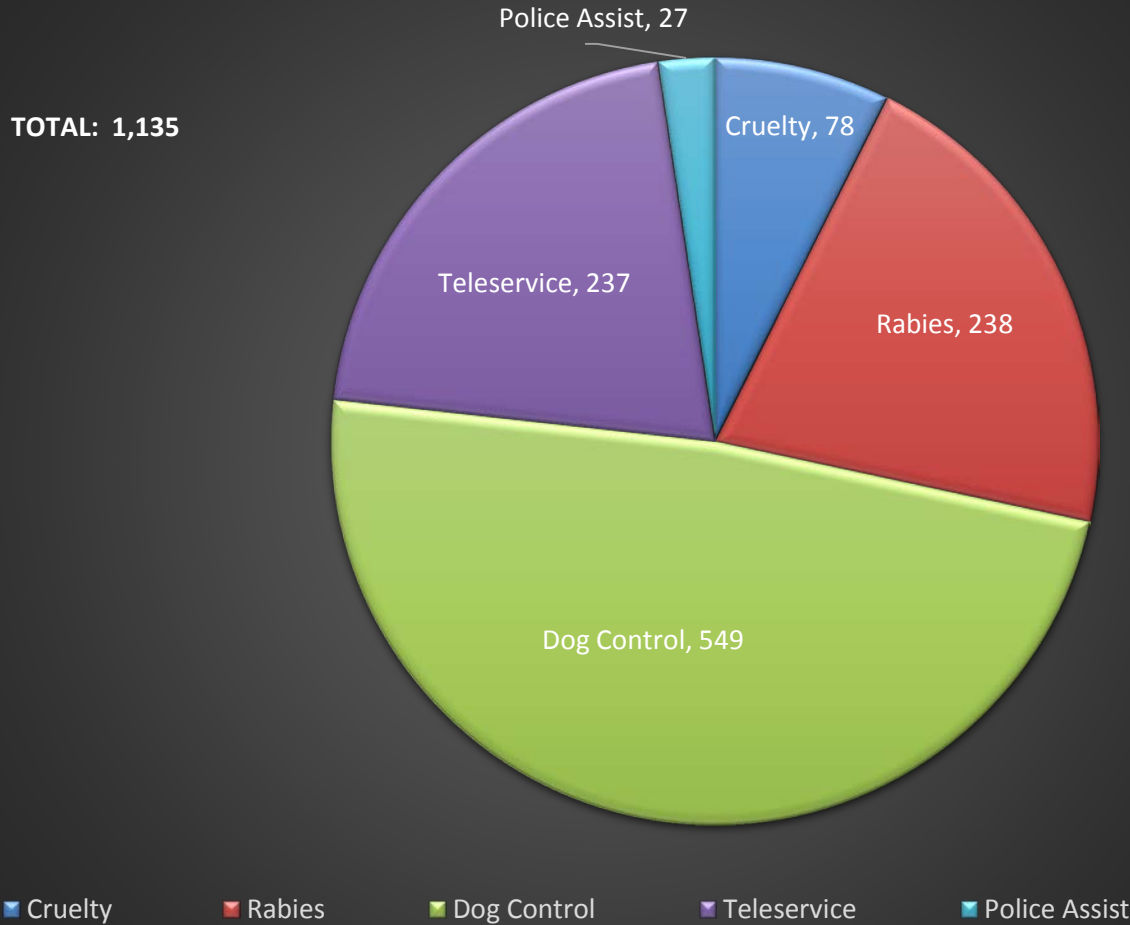
TOTAL: 1,004



■ Cruelty ■ Rabies ■ Dog Control ■ Teleservice ■ Police Assist

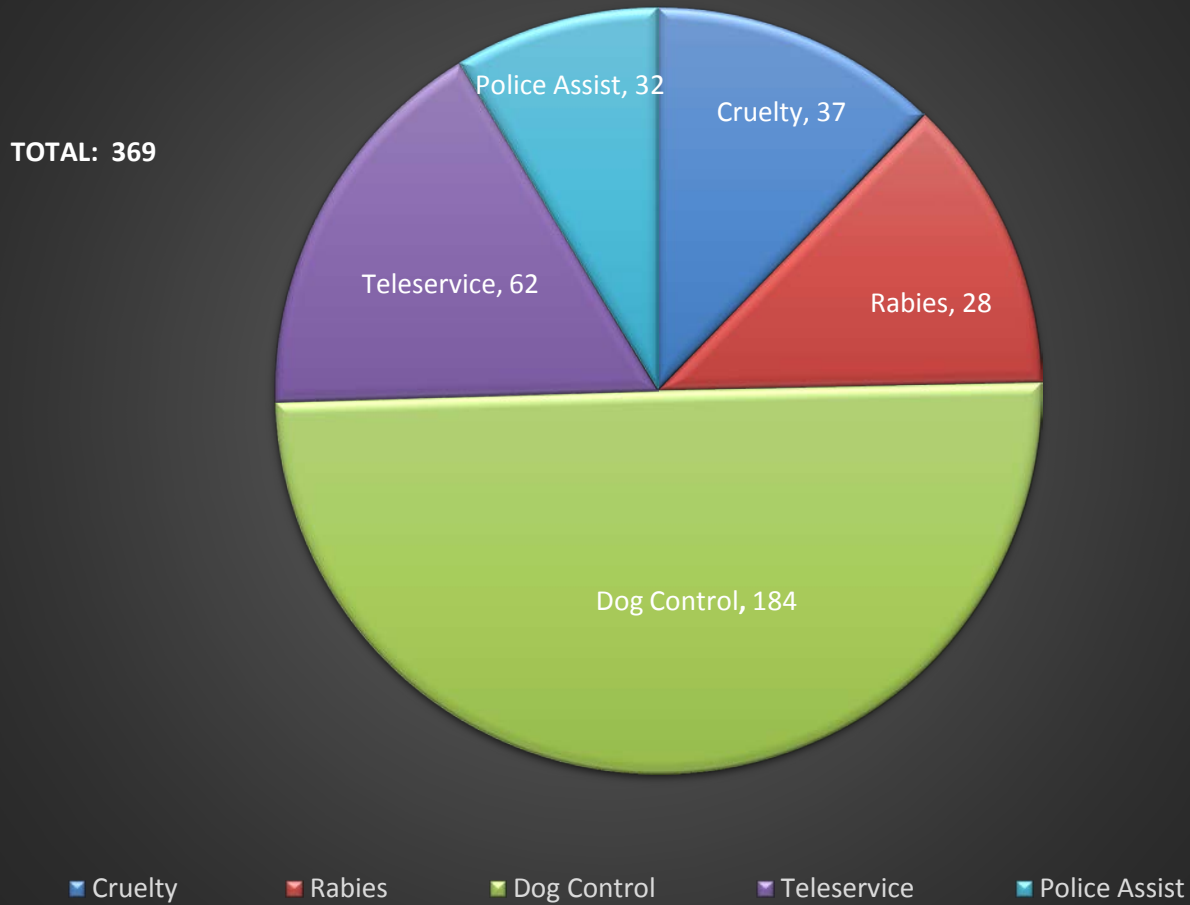
Q3 REPORTS BY TYPE: SUSSEX COUNTY

Sussex County Totals - 3rd Quarter 2017



Q3 REPORTS BY TYPE: CITY OF WILMINGTON

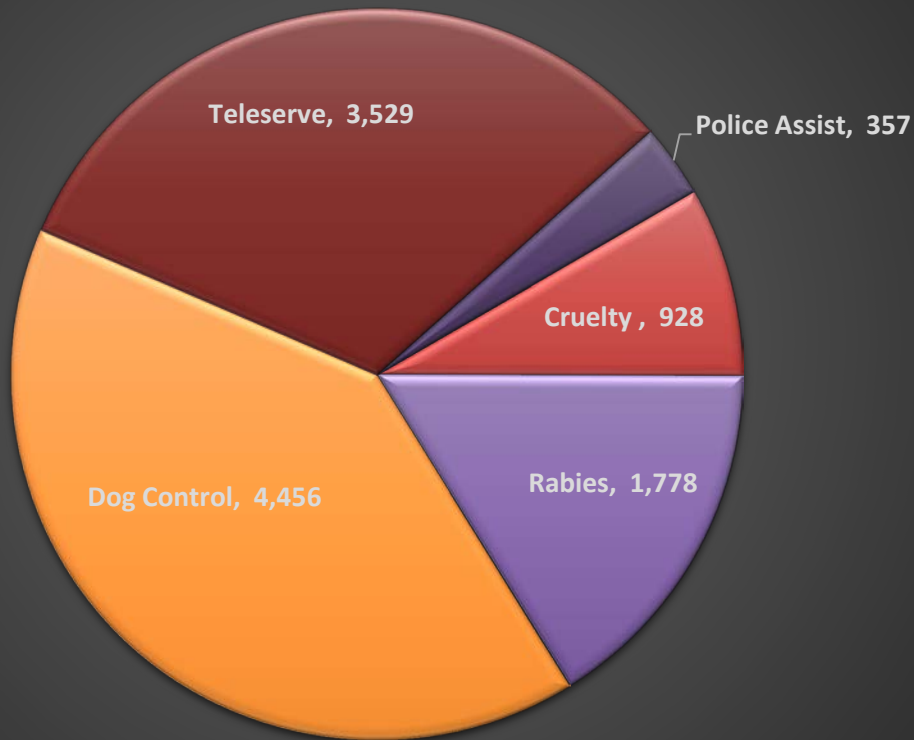
City of Wilmington Totals - 3rd Quarter 2017



Q3 REPORTS BY TYPE: YTD STATE

State Totals
January - September 2017

TOTAL 11,048



■ Cruelty ■ Rabies ■ Dog Control ■ Teleserve ■ Police Assist

Additional Productivity Data: Q3 2017

Number of dogs returned to their owners by officers directly: 138

Animals that are not able to be returned to their owner directly are posted on the State Lost and Found web site and taken to shelter.

Total Return-to-Owner (RTO) rate of stray dogs, field returns and shelter returns combined: 381 or 46.75%

Number of Delawareans provided pet care supplies, such as pet food, litter, dog/cat houses, training, straw, flea control: 11

Community or educational events conducted by officers: 9

Citations, warrants, criminal summons: 228



Shelter Statistics

Brandywine Valley SPCA (BVSPCA) is the contracted shelter partner for Delaware Animal Services.

BVSPCA provides all medical, nutritional, and behavioral care for animals rescued by DAS. They facilitate pet-owner reunification, rabies quarantine, and adoption services for unclaimed animals.

BVSPCA operates full service animal shelters in New Castle and Georgetown, an adoption center at PetSmart Dover, and a satellite stray animal holding facility in Kent County.



Brandywine Valley SPCA Statistics

July - September, 2017

	Cats	Dogs	Other	Total
Live Intake				
Stray	823	677	5	1505
Owner Surrender	173	51	0	224
Adoption Return	15	90	0	105
Transfer In	0	147	0	147
Seized/Custody	1	20	0	21
Total Intake	1012	985	5	2002
Live Release				
Adoption	156	549	4	709
Return-to-Owner (from shelter only)	6	243	1	250
Transfer Out	114	44	2	160
Return to Field	548	0	0	548
Total Release	824	836	7	1667
Euthanasia				
Shelter	13	38	0	51
Owner Request	0	0	0	0
Total	13	38	0	51
Other Outcomes				
Total	4	5	0	9
Live Release Rate (%)	98.4%	95.7%	0.0%	97.0%

