



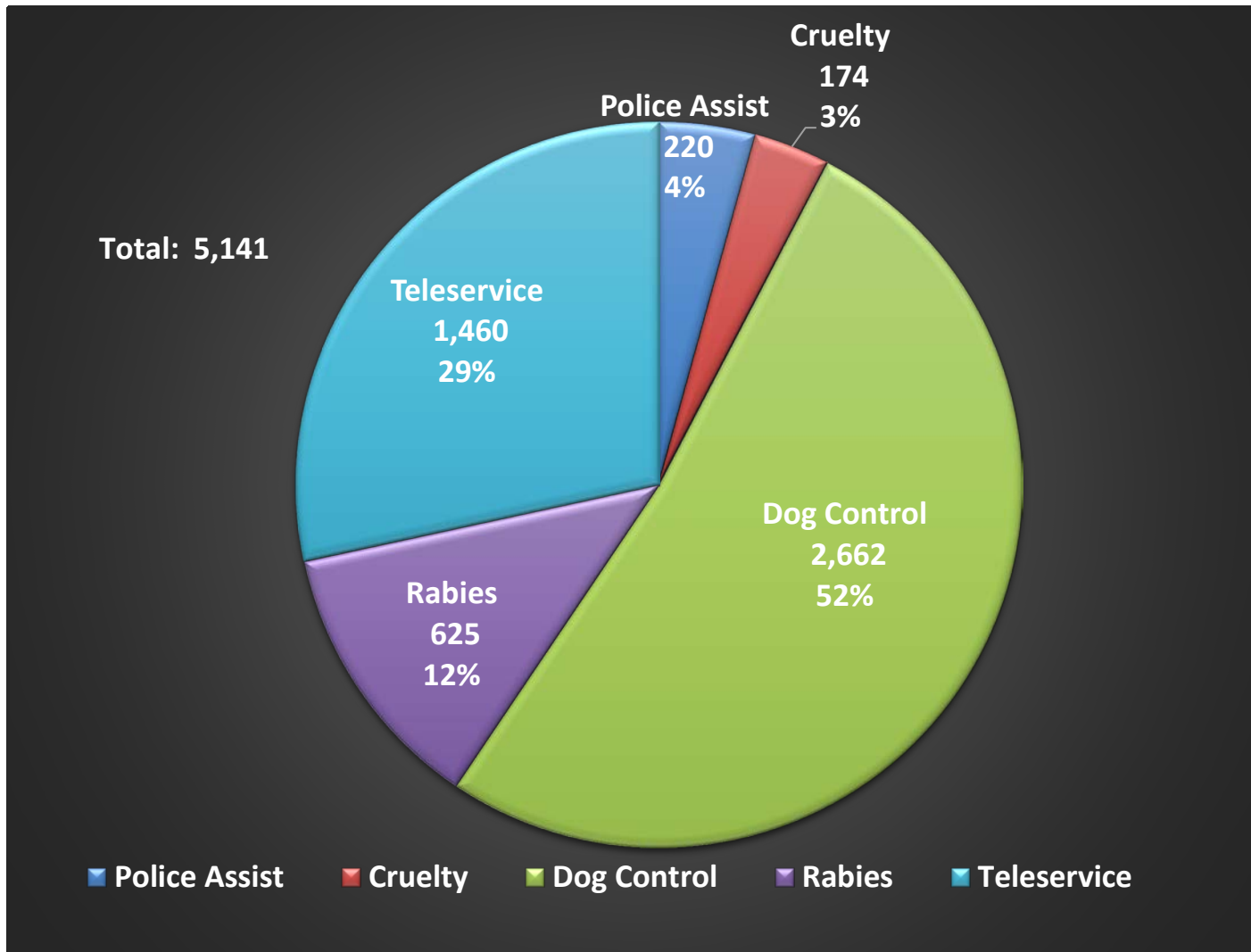
# Delaware Animal Services

Performance Report  
Third Quarter  
July 2021 – Sept 2021



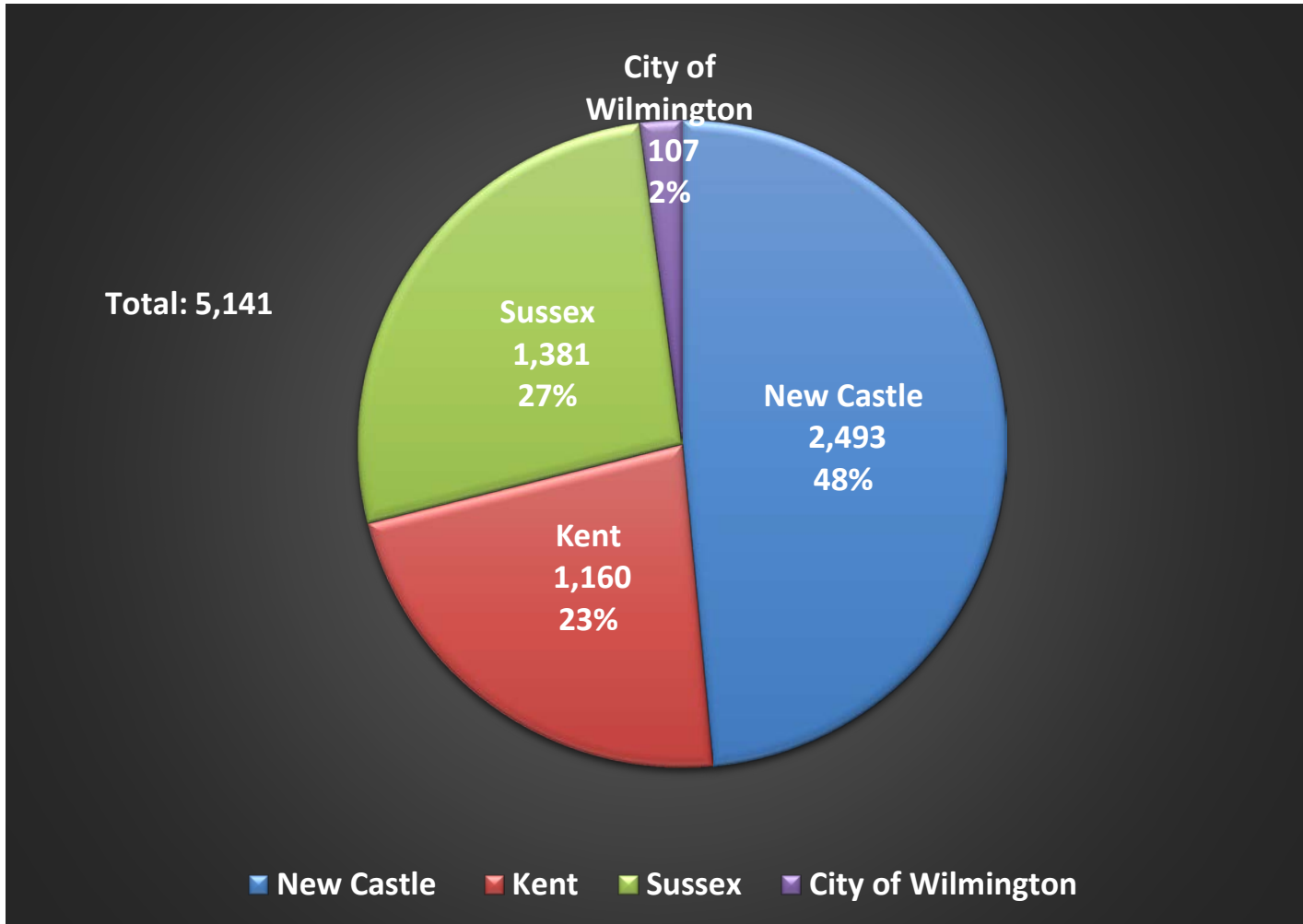
*DELAWARE HEALTH AND SOCIAL SERVICES*  
Division of Public Health  
Office of Animal Welfare

# Q3 2021 TOTAL STATE CALLS FOR SERVICE BY TYPE

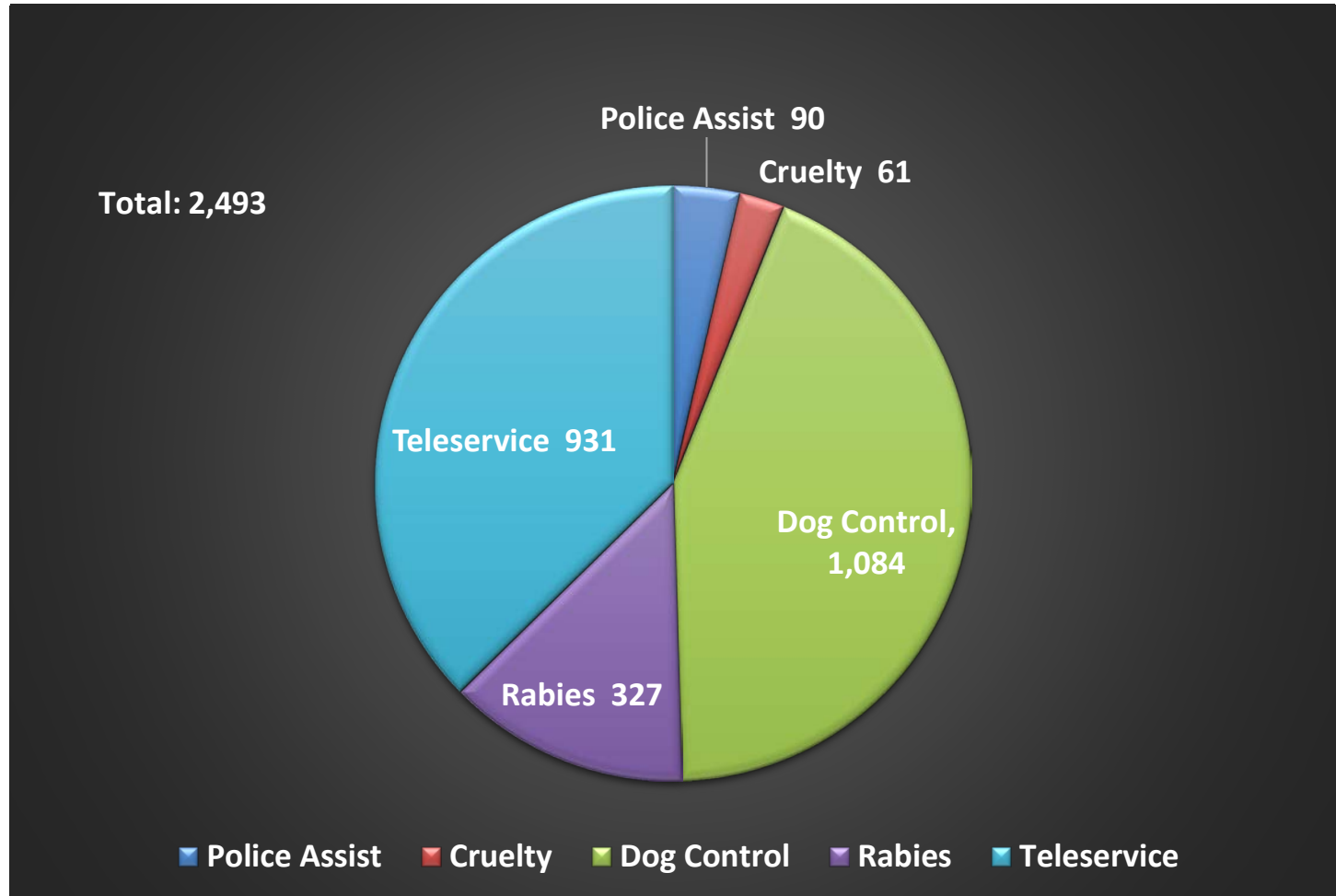


Note: Teleservice calls are those that are handled by offering referral, education, or resources. Case type is classified by dispatchers and may change upon officer response.

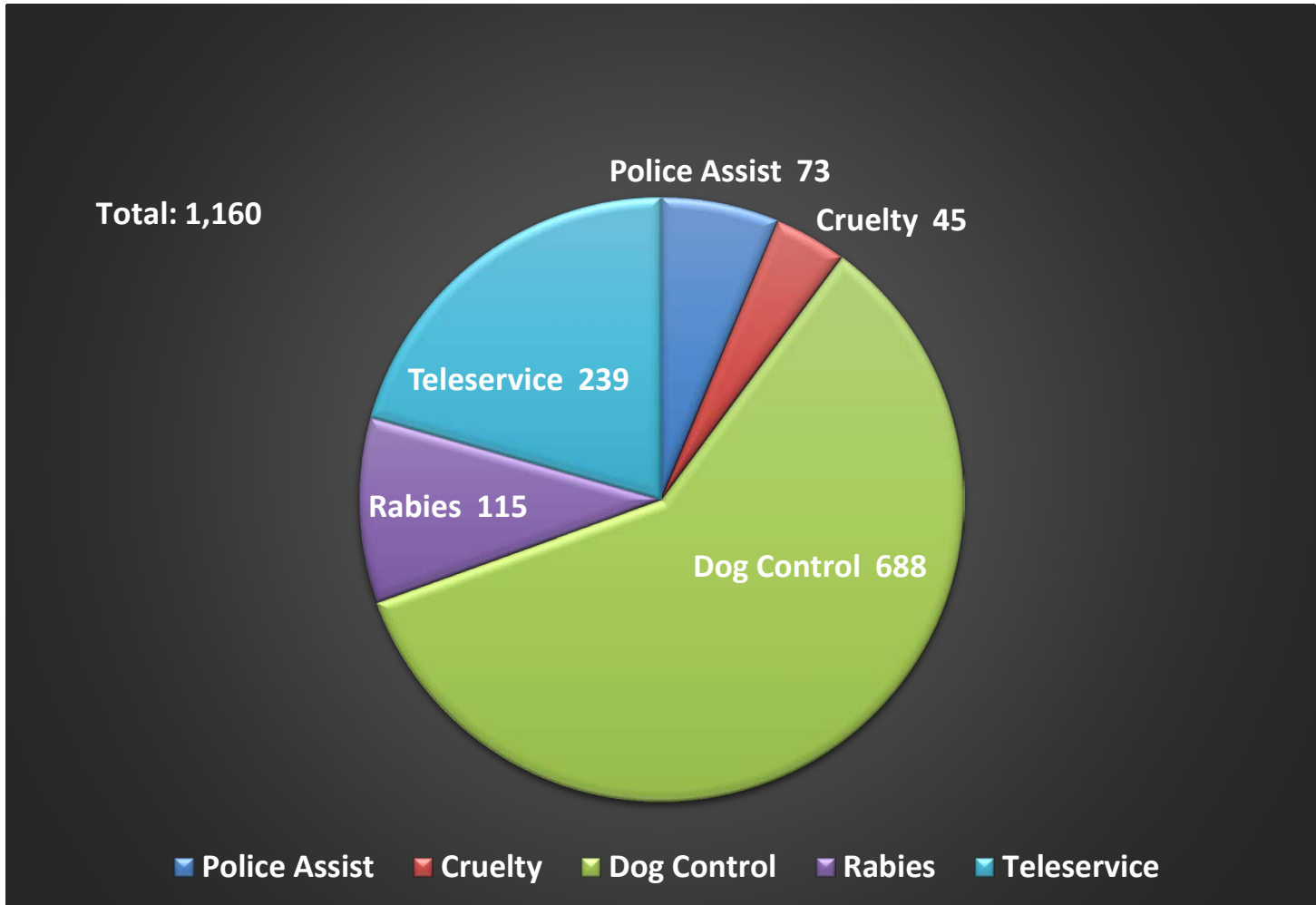
# Q3 2021 TOTAL STATE CALLS FOR SERVICE BY LOCATION



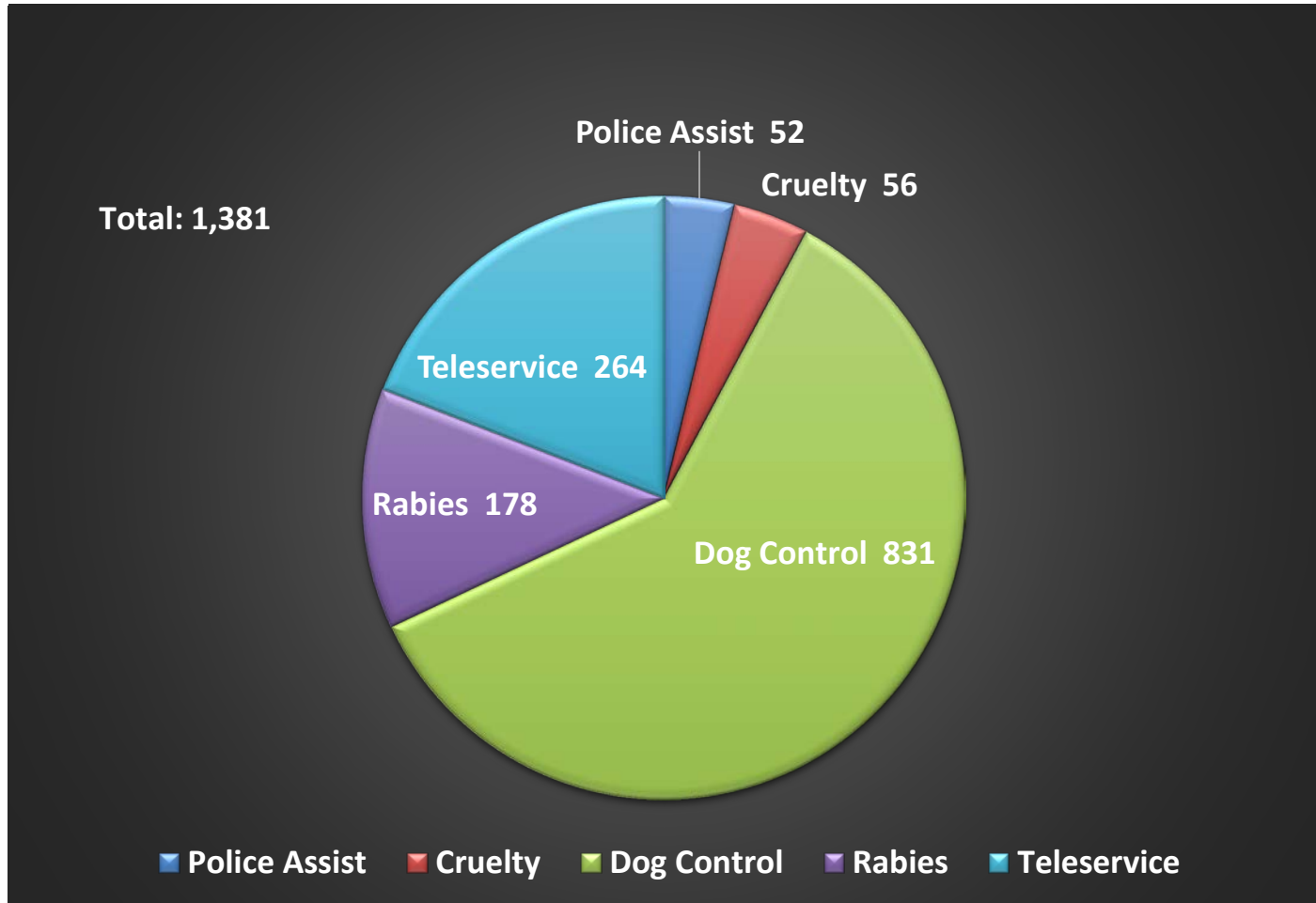
# Q3 2021 TOTAL NEW CASTLE COUNTY CALLS FOR SERVICE



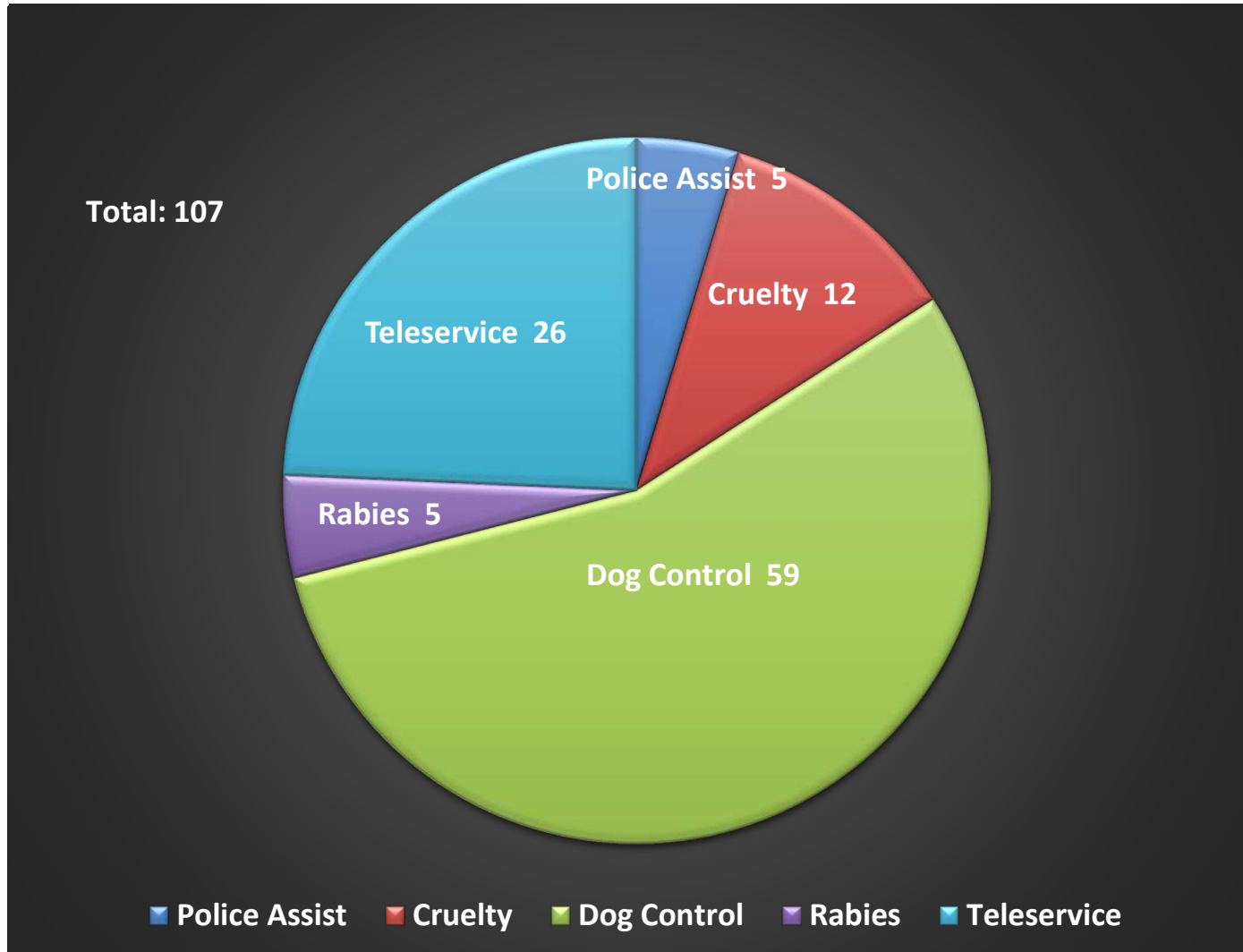
# Q3 2021 TOTAL KENT COUNTY CALLS FOR SERVICE



# Q3 2021 TOTAL SUSSEX COUNTY CALLS FOR SERVICE



# Q3 2021 TOTAL CITY OF WILMINGTON CALLS FOR SERVICE



# ADDITIONAL PERFORMANCE MEASURES

- **Investigative Follow Ups - 671**

Continuing investigative activities on prior complaints, such as gathering evidence and information, or monitoring animal health and welfare, and public safety.

- **Proactive Patrols – 1,033**

Aimed at preventing and reducing animal incidents and improving relations between officers and the communities they serve.

- **Dogs Returned to Owner (RTO) – 445 or 64%**

- Number of dogs returned to owner in the field: 164

- Number of dogs returned to owner at shelter: 281

Our objective is to reunite as lost pets with their owners as possible. Found pets that are not able to be returned to their owner by officers directly in the field are posted on the State Lost and Found Registry ([animalservices.delaware.gov](http://animalservices.delaware.gov)) so that their owner may find them quickly. They are then taken to the shelter for safe-keeping and where they may be reclaimed by their owner.





# ANIMAL SHELTER STATISTICS

Brandywine Valley SPCA (BVSPCA) is the contracted shelter partner for Delaware Animal Services (DAS).

BVSPCA provides all medical, nutritional, and behavioral care for animals rescued by DAS.

For more information on BVSPCA statistics please visit:

<https://bvspca.org/about/by-the-numbers/>



**Brandywine Valley SPCA  
Delaware - 3rd Quarter 2021 Shelter Statistics**

	Cats	Dogs	Other	Total
<b>Live Release Rate</b>	94%	91%	63%	93%

Live Release Rate = Live Release / [Live Release + (Total Euthanasia - Owner Request)]

*The Live Release Rate does not include the 0 owner requested euthanasia and 69 animals that died naturally in shelter/care or were processed out as Admin Missing.*

**Spay/Neuter Surgeries**

Shelter	1061	478	0	1539
Owned	1002	384	0	1386
<b>Total</b>	<b>2063</b>	<b>862</b>	<b>0</b>	<b>2925</b>

**Live Intake**

Stray	1100	533	11	1644
Owner Surrender	230	94	30	354
Campus Transfer	84	180	0	264
Adoption Return	15	53	0	68
Transfer In	79	244	0	323
Seized/Custody	198	217	50	465
<b>Total</b>	<b>1706</b>	<b>1321</b>	<b>91</b>	<b>3118</b>

**Live Release**

Adoption	614	643	12	1269
Campus Transfer	85	207	4	296
Return to Owner	45	281	1	327
Transfer Out	480	84	11	575
Return to Field	384	0	0	384
<b>Total</b>	<b>1608</b>	<b>1215</b>	<b>28</b>	<b>2851</b>

*Return to Field Program: When a healthy unowned cat enters the shelter, the most compassionate and lifesaving approach is to spay/neuter, vaccinate, ear-tip, and return them to where they were found. As long as the cat is thriving, the Return to Field approach is the most humane and effective way to manage the stray cat population in the community.*

**Euthanasia**

Shelter	100	103	14	217
Owner Request	0	0	0	0
<b>Total</b>	<b>100</b>	<b>103</b>	<b>14</b>	<b>217</b>

**Other Outcomes**

Died	50	10	7	67
Admin Missing	3	1	0	4
<b>Total</b>	<b>53</b>	<b>11</b>	<b>7</b>	<b>71</b>

*\* Admin Missing refers to animals that might have escaped, been stolen, not returned from foster care, or otherwise unaccounted for via a normal outcome such as a data entry error or possible duplicate entry.*

**Ending Animal Count**

July 1st	385	173	21	579
September 30th	330	165	63	558