



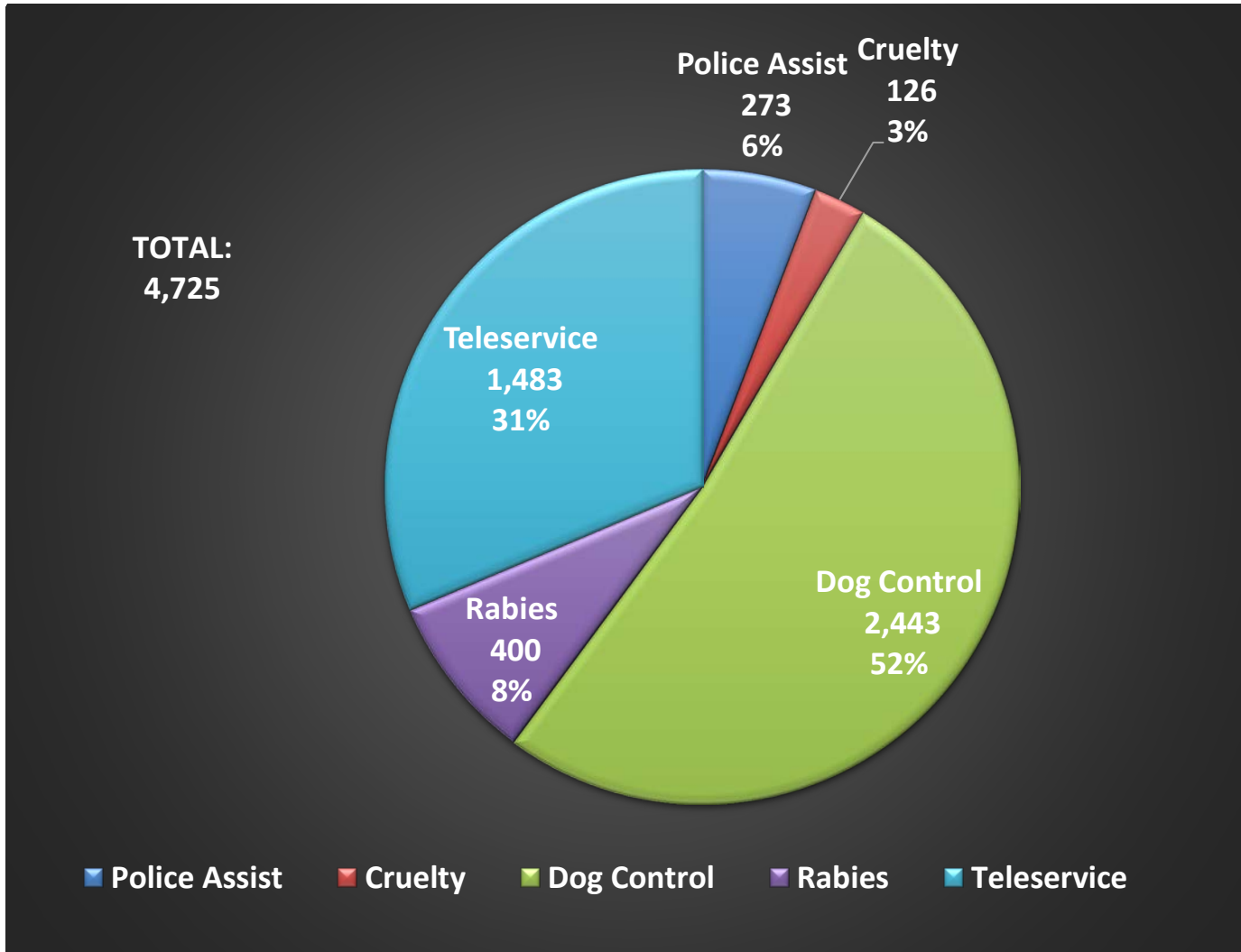
Delaware Animal Services

Performance Report
Fourth Quarter
Oct 2021 – Dec 2021



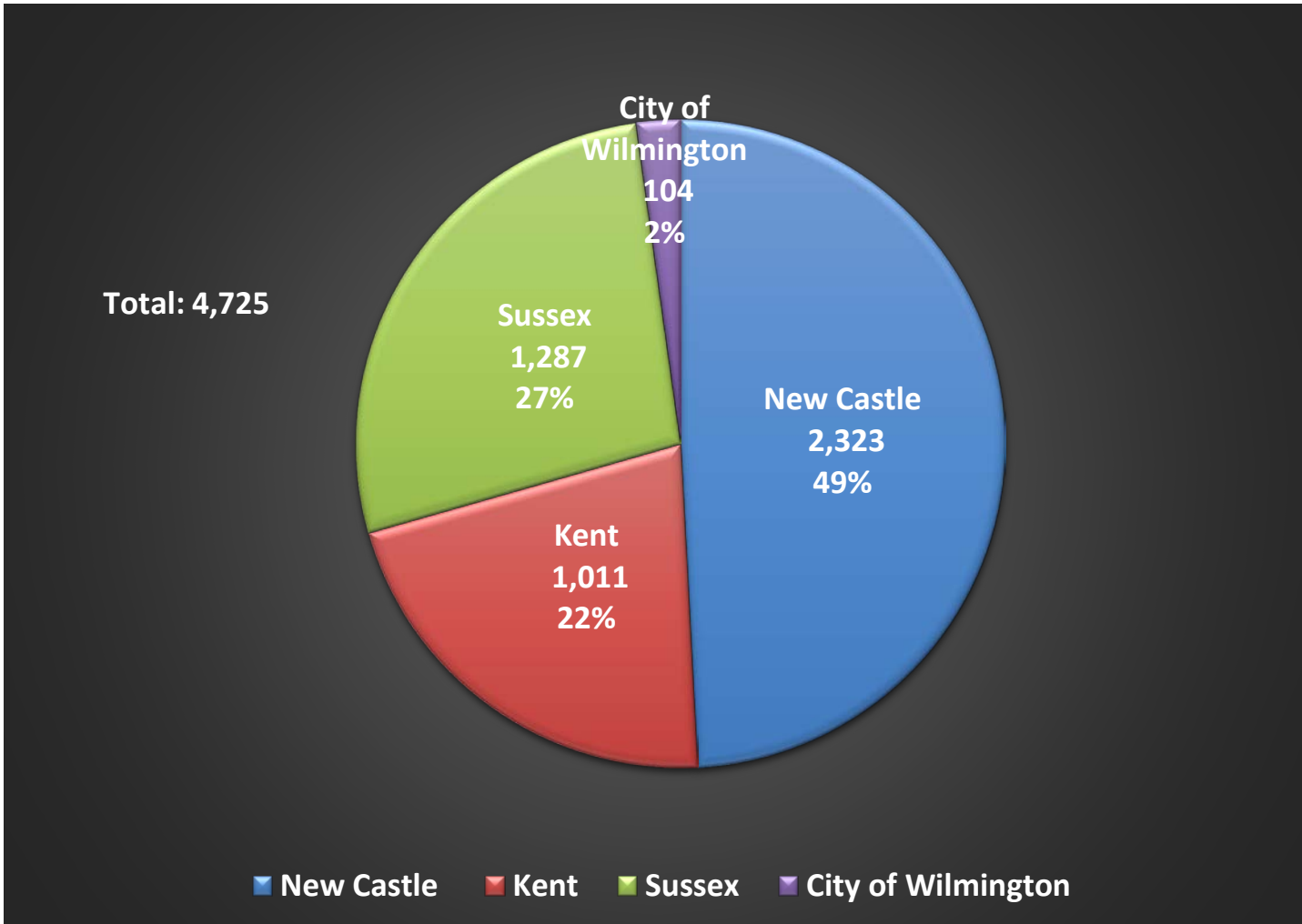
DELAWARE HEALTH AND SOCIAL SERVICES
Division of Public Health
Office of Animal Welfare

Q4 2021 TOTAL STATE CALLS FOR SERVICE BY TYPE

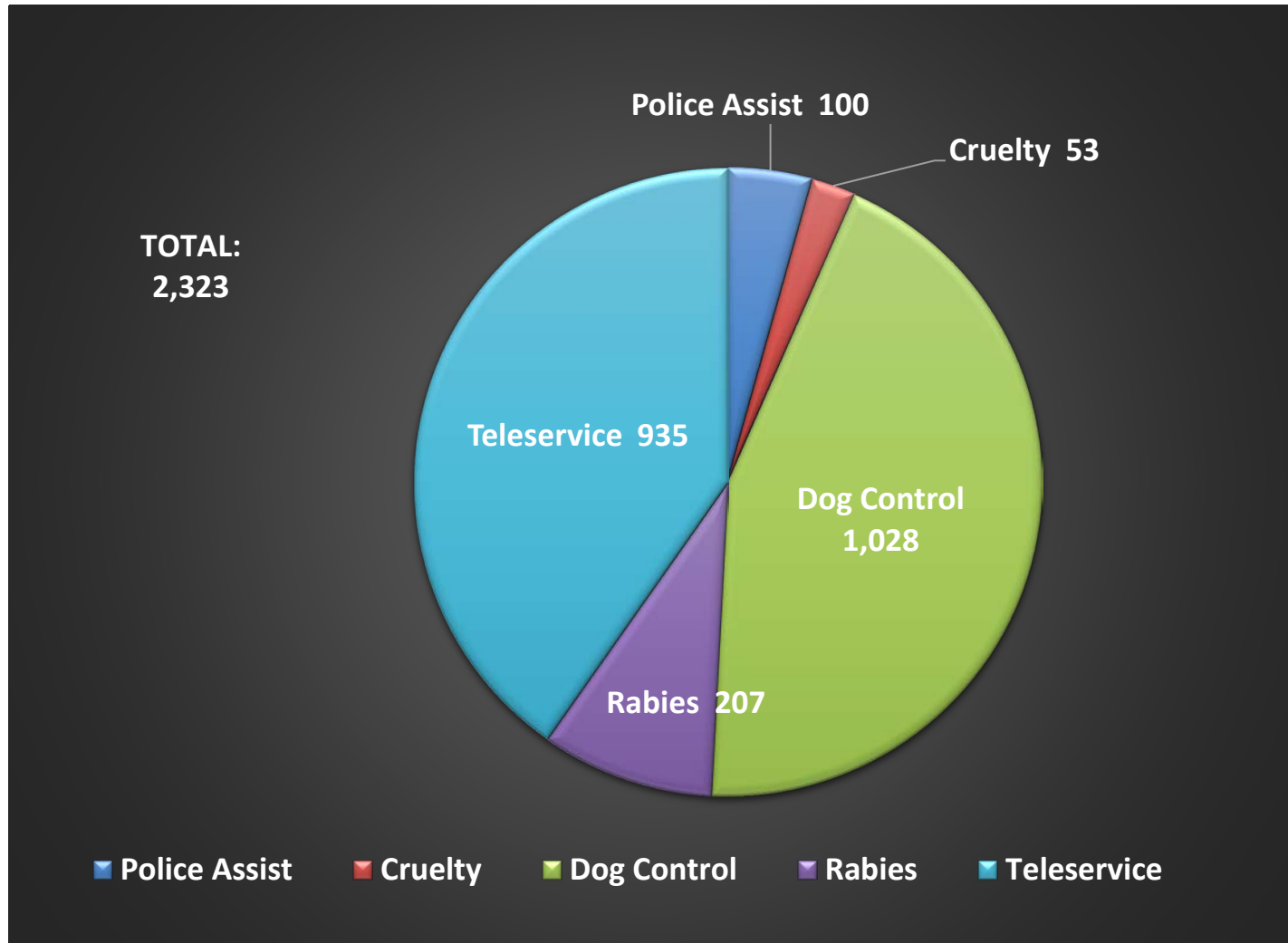


Note: Teleservice calls are those that are handled by offering referral, education, or resources. Case type is classified by dispatchers and may change upon officer response.

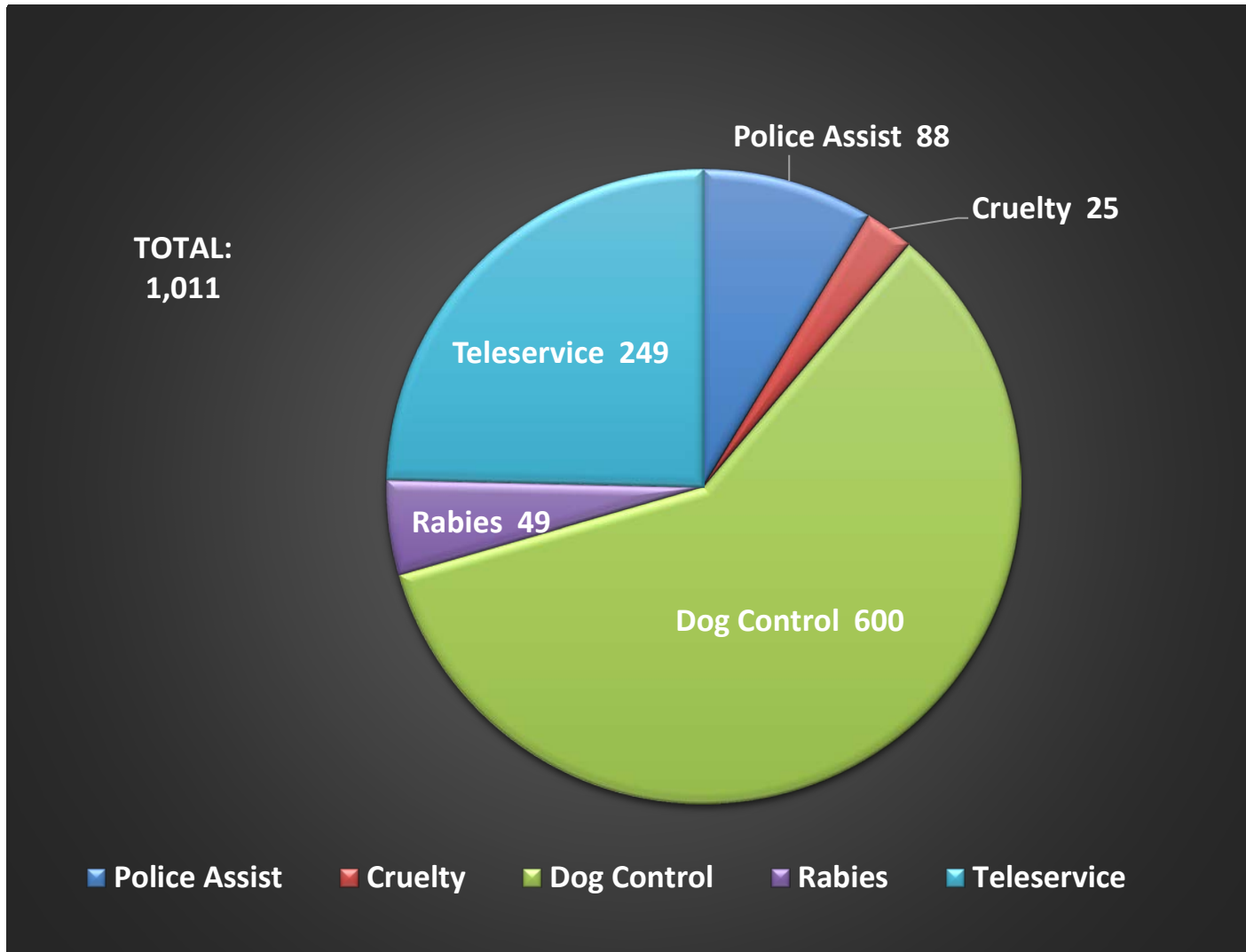
Q4 2021 TOTAL STATE CALLS FOR SERVICE BY LOCATION



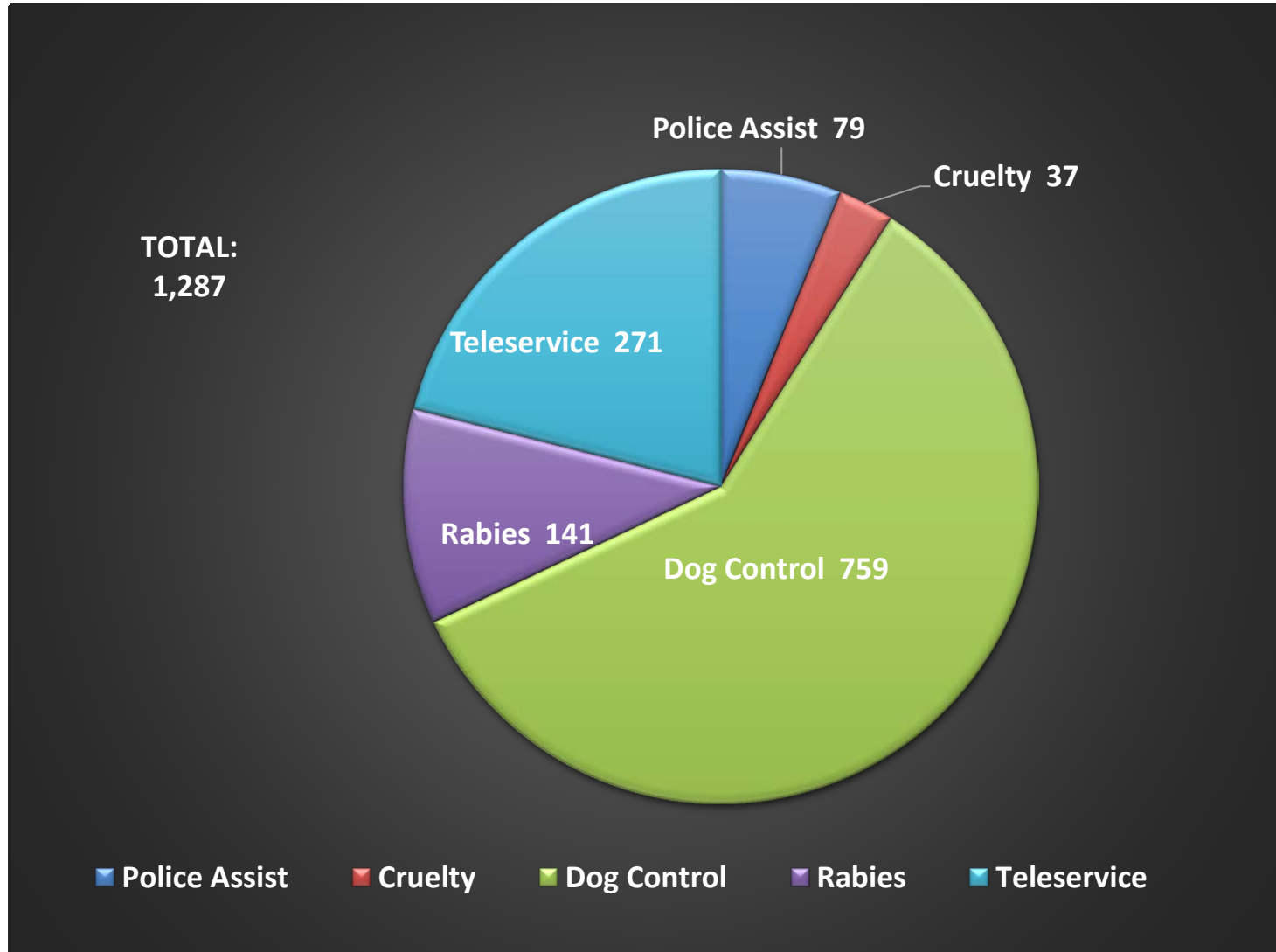
Q4 2021 TOTAL NEW CASTLE COUNTY CALLS FOR SERVICE



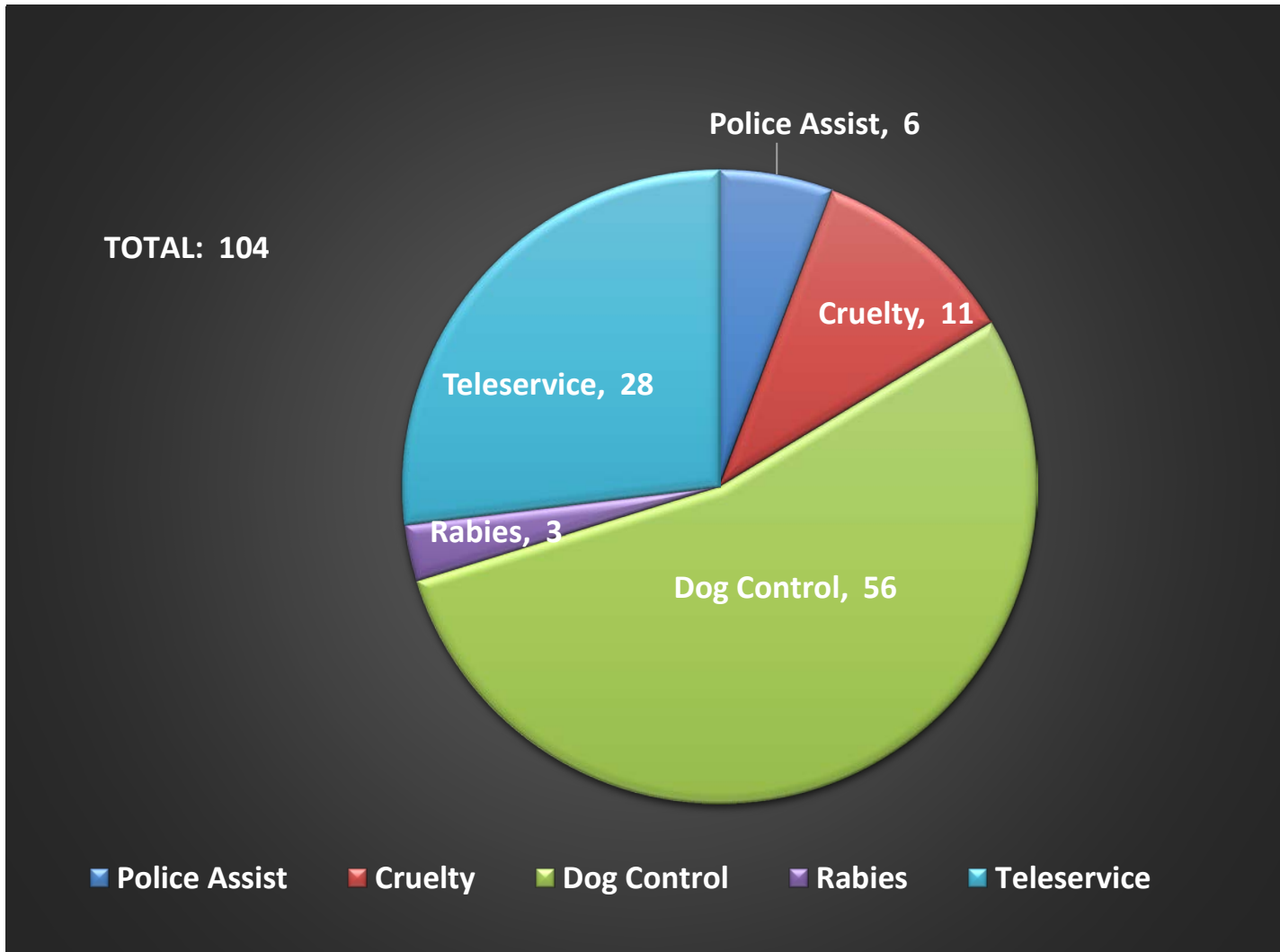
Q4 2021 TOTAL KENT COUNTY CALLS FOR SERVICE



Q4 2021 TOTAL SUSSEX COUNTY CALLS FOR SERVICE



Q4 2021 TOTAL CITY OF WILMINGTON CALLS FOR SERVICE



ADDITIONAL PERFORMANCE MEASURES

- **Investigative Follow Ups - 596**

Continuing investigative activities on prior complaints, such as gathering evidence and information, or monitoring animal health and welfare, and public safety.

- **Proactive Patrols – 1,437**

Aimed at preventing and reducing animal incidents and improving relations between officers and the communities they serve.

- **Dogs Returned to Owner (RTO) – 480 or 65%**

- Number of dogs returned to owner in the field: 173

- Number of dogs returned to owner at shelter: 307

Our objective is to reunite as lost pets with their owners as possible. Found pets that are not able to be returned to their owner by officers directly in the field are posted on the State Lost and Found Registry (animalservices.delaware.gov) so that their owner may find them quickly. They are then taken to the shelter for safe-keeping and where they may be reclaimed by their owner.



ANIMAL SHELTER STATISTICS

Brandywine Valley SPCA (BVSPCA) is the contracted shelter partner for Delaware Animal Services (DAS).

BVSPCA provides all medical, nutritional, and behavioral care for animals rescued by DAS.

For more information on BVSPCA statistics please visit:

<https://bvspca.org/about/by-the-numbers/>



**Brandywine Valley SPCA
Delaware - 4th Quarter 2021 Shelter Statistics**

	Cats	Dogs	Other	Total
Live Release Rate	92%	92%	99%	92%

Live Release Rate = Live Release / [(Live Release + (Total Euthanasia – Owner Request))]

The Live Release Rate does not include the 0 owner requested euthanasia and 78 animals that died naturally in shelter/care or were processed out as Admin Missing.

Spay/Neuter Surgeries

Shelter	621	300	0	921
Owned	1066	382	0	1448
Total	1687	682	0	2369

Live Intake

Stray	629	564	49	1242
Owner Surrender	154	86	1	241
Campus Transfer	55	268	0	323
Adoption Return	16	38	1	55
Transfer In	122	140	0	262
Seized/Custody	52	151	11	214
Total	1028	1247	62	2337

Live Release

Adoption	530	537	65	1132
Campus Transfer	59	142	23	224
Return to Owner	41	307	5	353
Transfer Out	91	56	8	155
Return to Field	266	0	0	266
Total	987	1042	101	2130

Return to Field Program: When a healthy unowned cat enters the shelter, the most compassionate and lifesaving approach is to spay/neuter, vaccinate, ear-tip, and return them to where they were found. As long as the cat is thriving, the Return to Field approach is the most humane and effective way to manage the stray cat population in the community.

Euthanasia

Shelter	80	82	1	163
Owner Request	0	0	0	0
Total	80	82	1	163

Other Outcomes

Died	64	9	1	74
Admin Missing	1	3	0	4
Total	65	12	1	78

** Admin Missing refers to animals that might have escaped, been stolen, not returned from foster care, or otherwise unaccounted for via a normal outcome such as a data entry error or possible duplicate entry.*

Ending Animal Count

October 1st	330	165	63	558
Dec 31st	226	276	22	524