



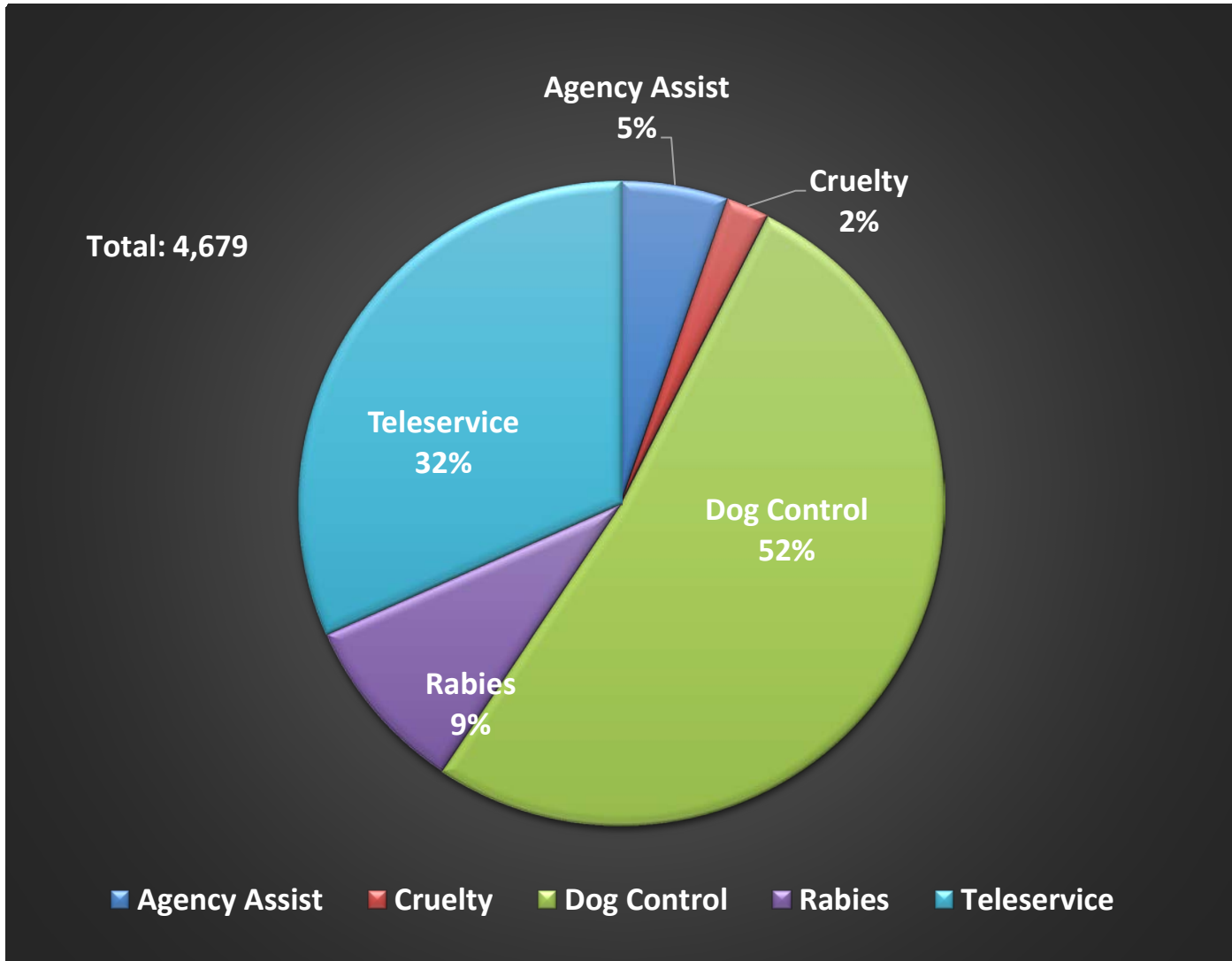
Delaware Animal Services

Performance Report
First Quarter
Jan 2022 – Mar 2022



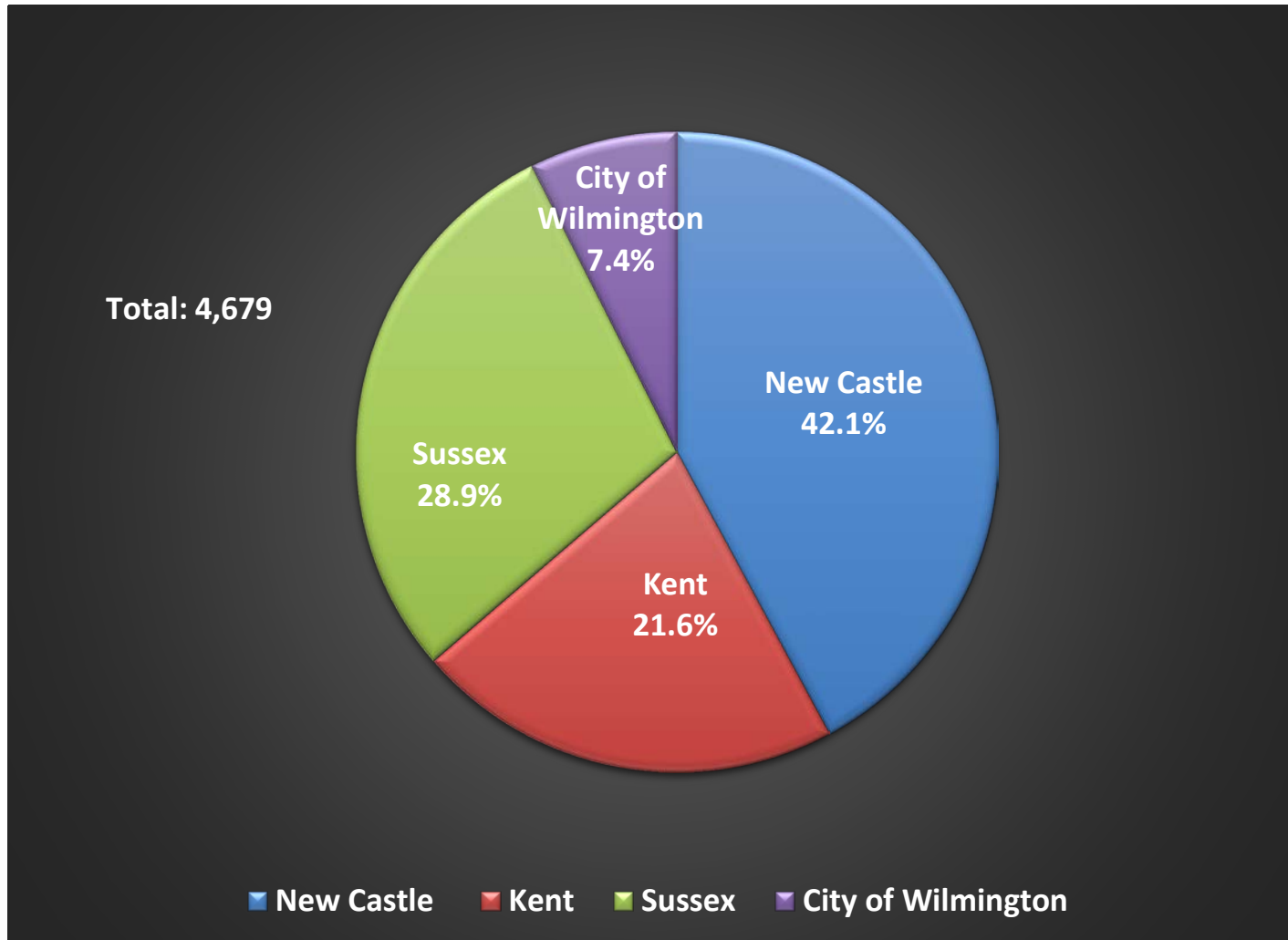
DELAWARE HEALTH AND SOCIAL SERVICES
Division of Public Health
Office of Animal Welfare

Q1 2022 TOTAL STATE CALLS FOR SERVICE BY TYPE

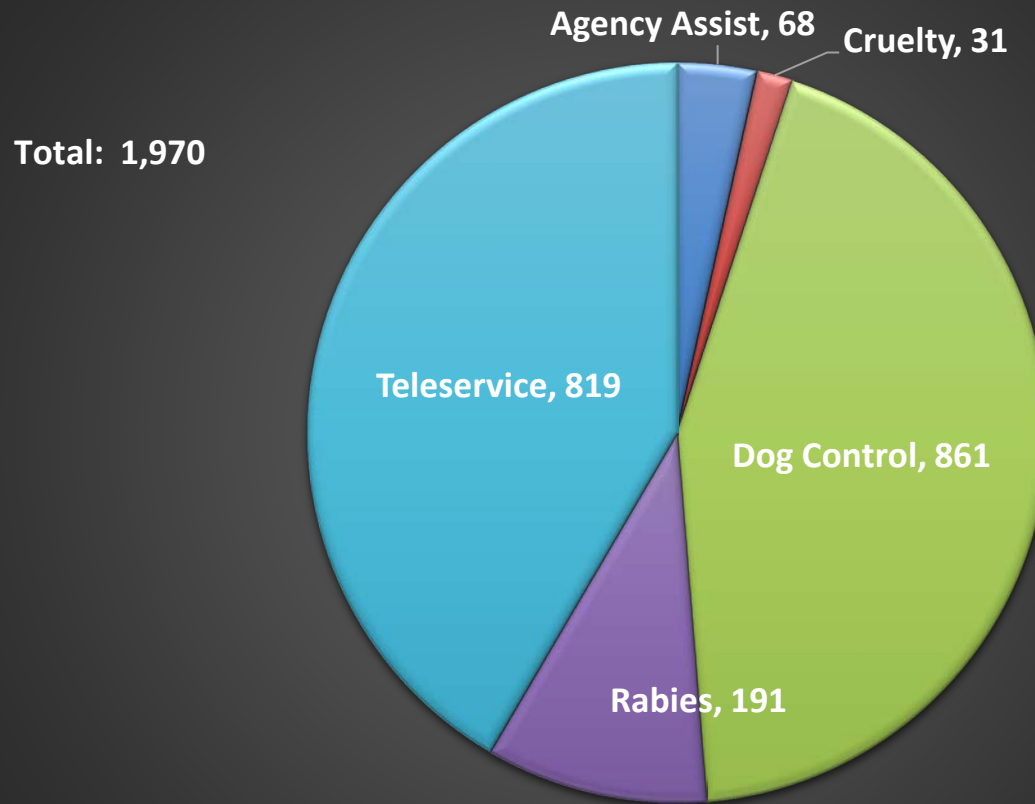


Note: Teleservice calls are those that are handled by offering referral, education, or resources. Case type is classified by dispatchers and may change upon officer response.

Q1 2022 TOTAL STATE CALLS FOR SERVICE BY LOCATION

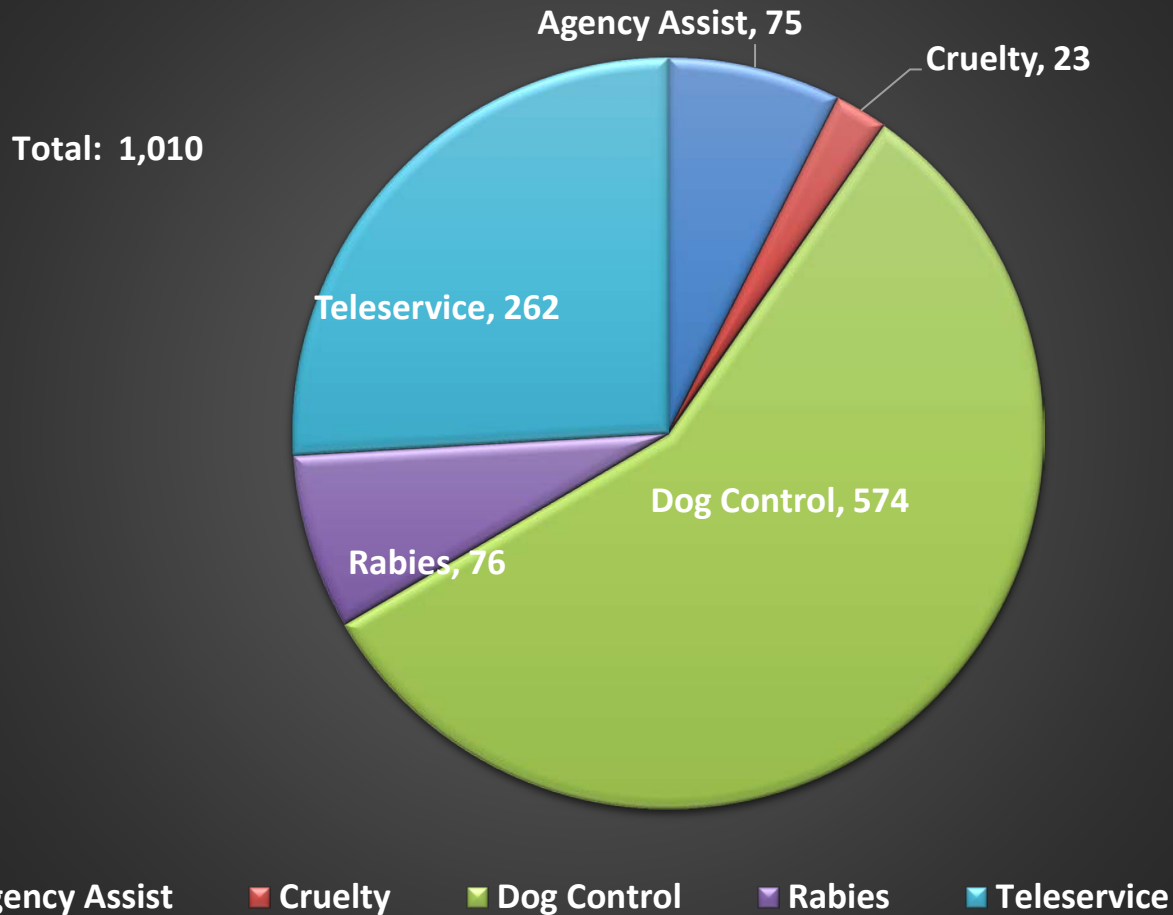


Q1 2022 TOTAL NEW CASTLE COUNTY CALLS FOR SERVICE

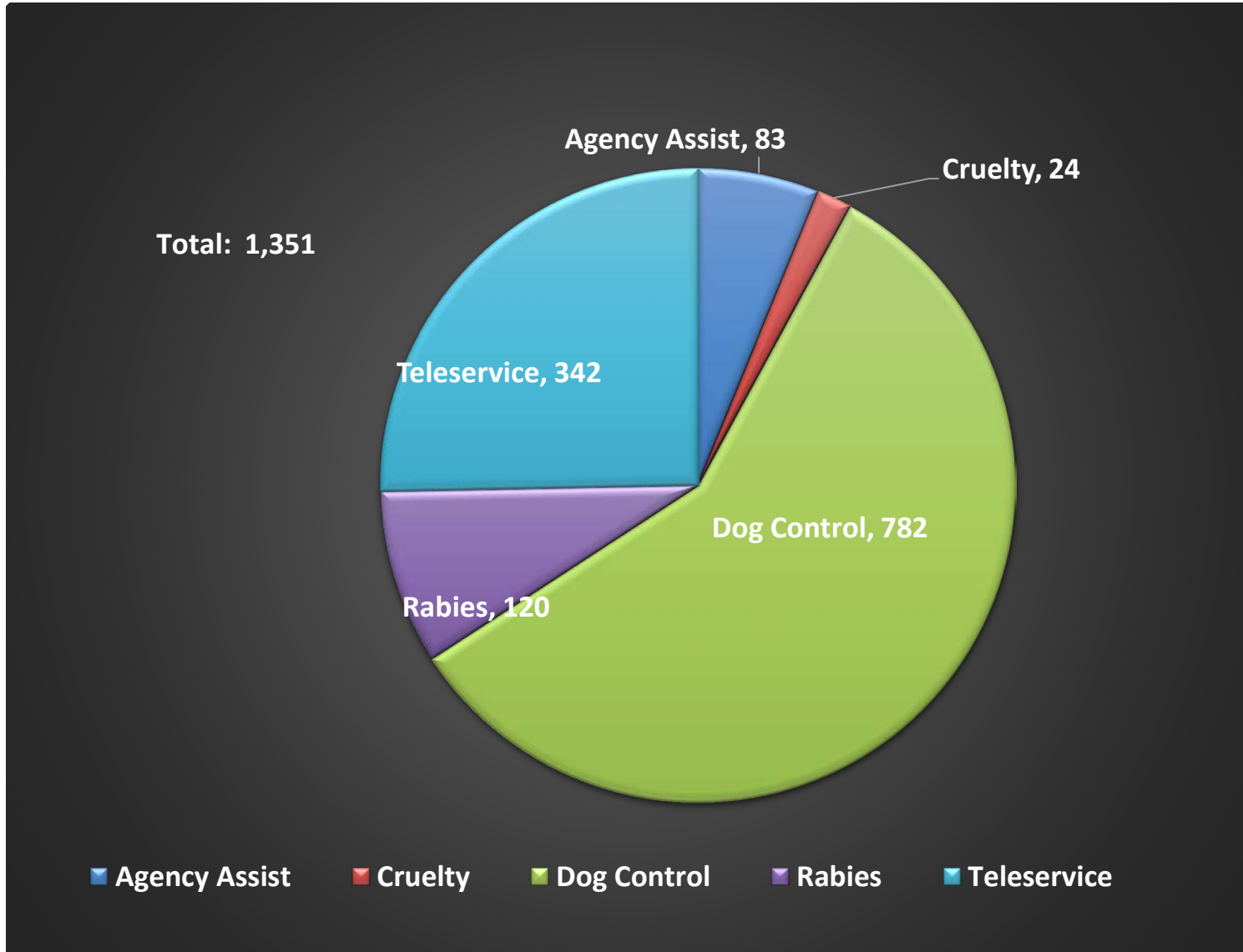


■ Agency Assist ■ Cruelty ■ Dog Control ■ Rabies ■ Teleservice

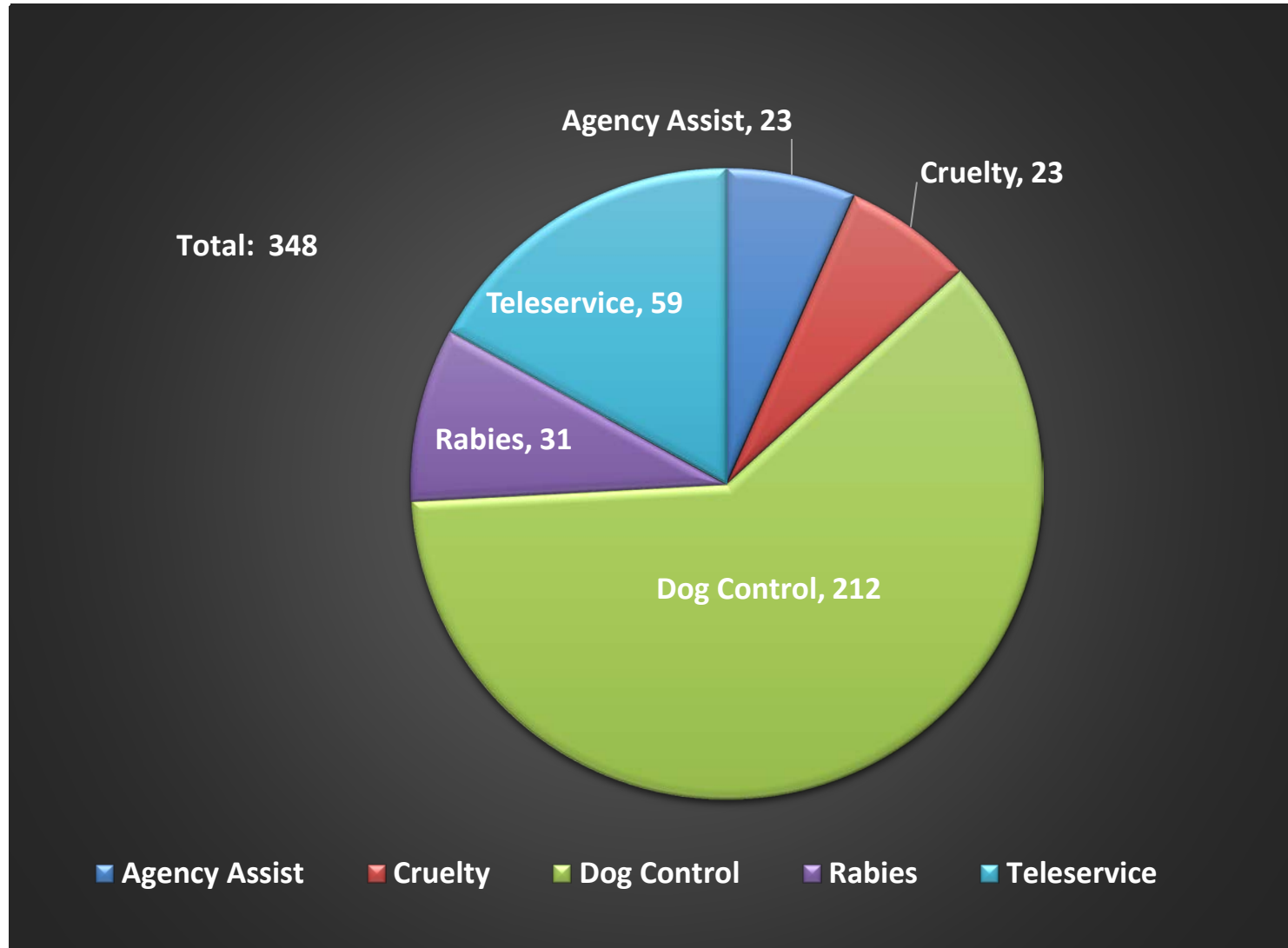
Q1 2022 TOTAL KENT COUNTY CALLS FOR SERVICE



Q1 2022 TOTAL SUSSEX COUNTY CALLS FOR SERVICE



Q1 2022 TOTAL CITY OF WILMINGTON CALLS FOR SERVICE



ADDITIONAL PERFORMANCE MEASURES

- **Investigative Follow Ups - 562**

Continuing investigative activities on prior complaints, such as gathering evidence and information, or monitoring animal health and welfare, and public safety.

- **Community Policing – 1,410**

Aimed at preventing and reducing animal incidents and improving relations between officers and the communities they serve.

- **Dogs Returned to Owner (RTO) – 447 or 66%**

- Number of dogs returned to owner in the field: 178

- Number of dogs returned to owner at shelter: 269

Our objective is to reunite as lost pets with their owners as possible. Found pets that are not able to be returned to their owner by officers directly in the field are posted on the State Lost and Found Registry (animalservices.delaware.gov) so that their owner may find them quickly. They are then taken to the shelter for safe-keeping and where they may be reclaimed by their owner.



ANIMAL SHELTER STATISTICS

Brandywine Valley SPCA (BVSPCA) is the contracted shelter partner for Delaware Animal Services (DAS).

BVSPCA provides all medical, nutritional, and behavioral care for animals rescued by DAS.

For more information on BVSPCA statistics please visit:

<https://bvspca.org/about/by-the-numbers/>



**Brandywine Valley SPCA
Delaware - 1st Quarter 2022 Shelter Statistics**

	Cats	Dogs	Other	Total
Live Release Rate	95%	92%	97%	93%

Live Release Rate = Live Release / [Live Release + (Total Euthanasia – Owner Request)]

The Live Release Rate does not include the 0 owner requested euthanasia and 31 animals that died naturally in shelter/care or were processed out as Admin Missing.

Spay/Neuter Surgeries

Shelter	591	423	0	1014
Owned	1215	546	0	1761
Total	1806	969	0	2775

Live Intake

Stray	547	496	3	1046
Owner Surrender	116	67	4	187
Campus Transfer	7	131	0	138
Adoption Return	17	44	0	61
Transfer In	124	127	0	251
Seized/Custody	69	200	9	278
Total	880	1065	16	1961

Live Release

Adoption	435	557	31	1023
Campus Transfer	21	82	0	103
Return to Owner	27	269	3	299
Transfer Out	114	74	1	189
Return to Field	307	0	0	307
Total	904	982	35	1921

Return to Field Program: When a healthy unowned cat enters the shelter, the most compassionate and lifesaving approach is to spay/neuter, vaccinate, ear-tip, and return them to where they were found. As long as the cat is thriving, the Return to Field approach is the most humane and effective way to manage the stray cat population in the community.

Euthanasia

Shelter	48	83	1	132
Owner Request	0	0	0	0
Total	48	83	1	132

Other Outcomes

Died	13	8	2	23
Admin Missing	5	3	0	8
Total	18	11	2	31

** Admin Missing refers to animals that might have escaped, been stolen, not returned from foster care, or otherwise unaccounted for via a normal outcome such as a data entry error or possible duplicate entry.*

Ending Animal Count

Jan 1st	226	276	22	524
Mar 31st	136	265	0	401