



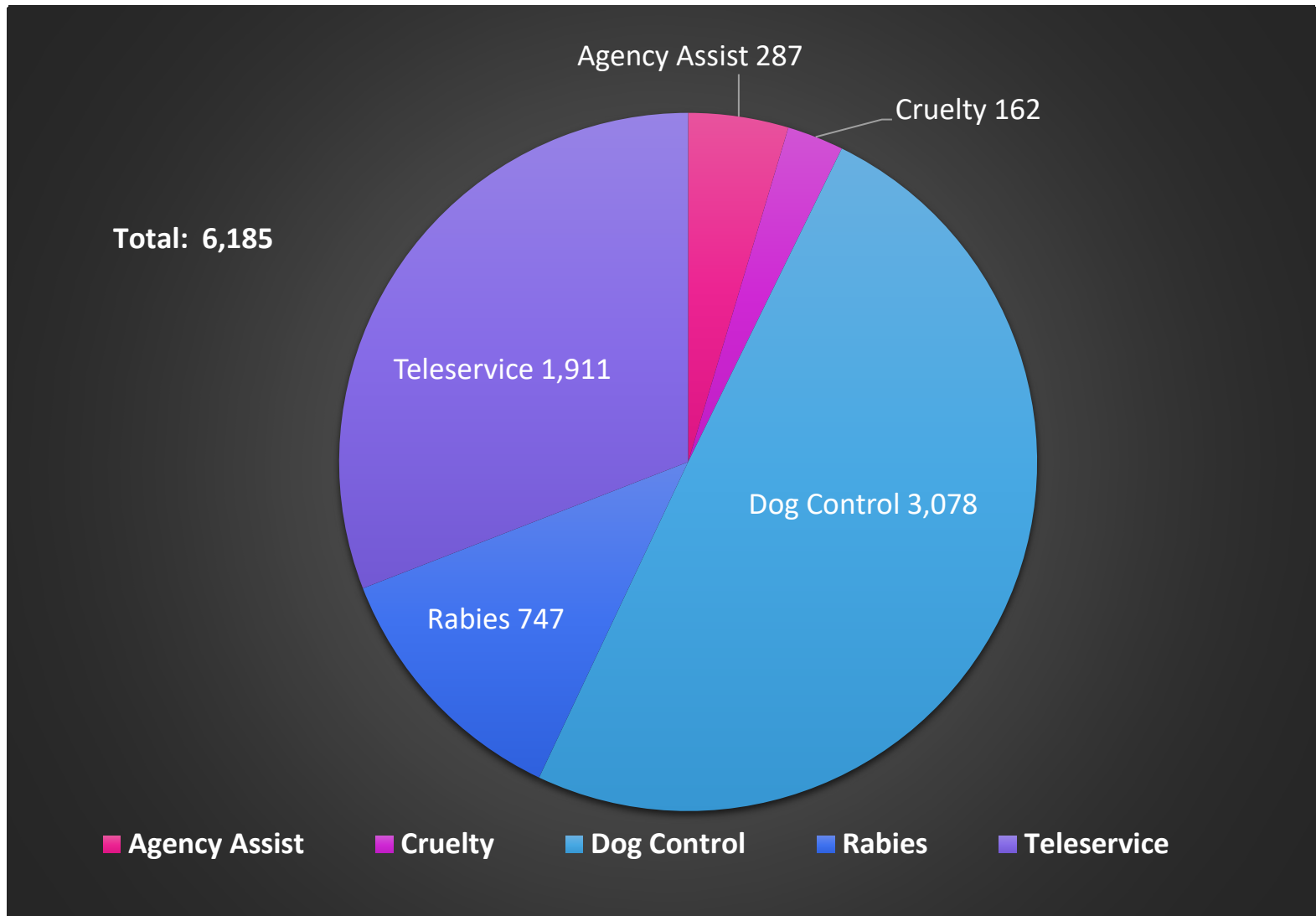
Delaware Animal Services

Performance Report
Third Quarter
July 2022 – Sept 2022



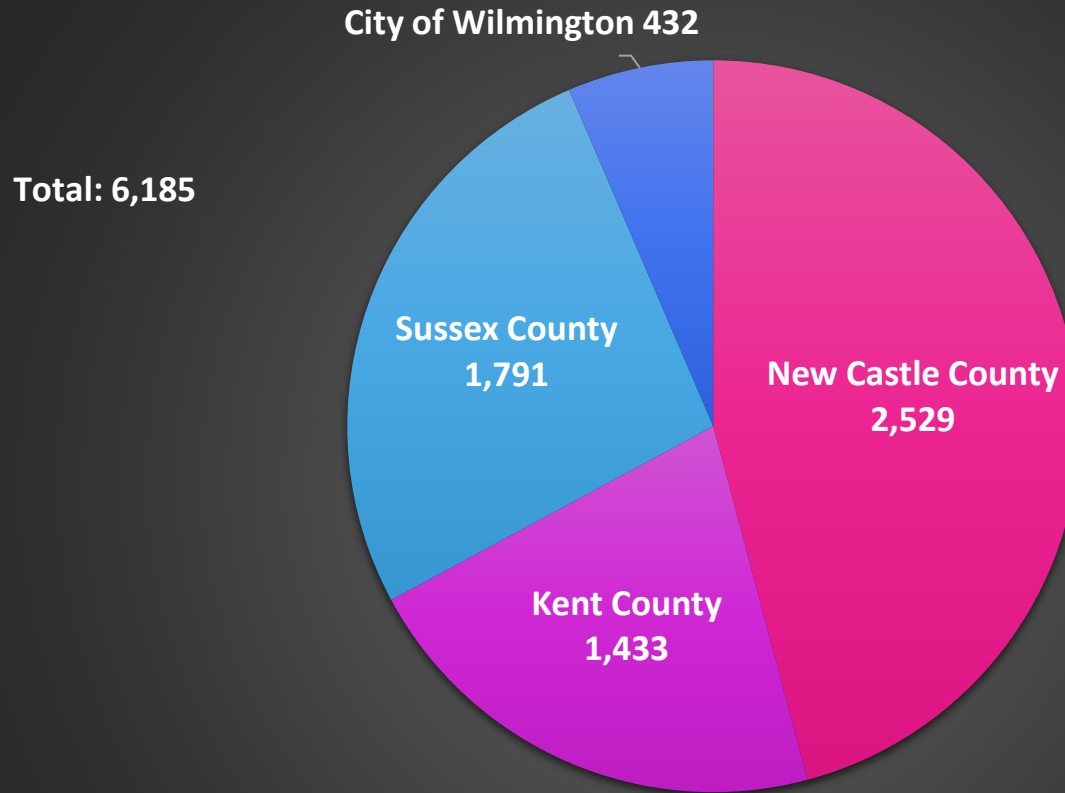
DELAWARE HEALTH AND SOCIAL SERVICES
Division of Public Health
Office of Animal Welfare

Q3 2022 TOTAL STATEWIDE CALLS FOR SERVICE BY TYPE



Note: Teleservice calls are those that are handled by offering referral, education, or resources. Case type is classified by dispatchers and may change upon officer response.

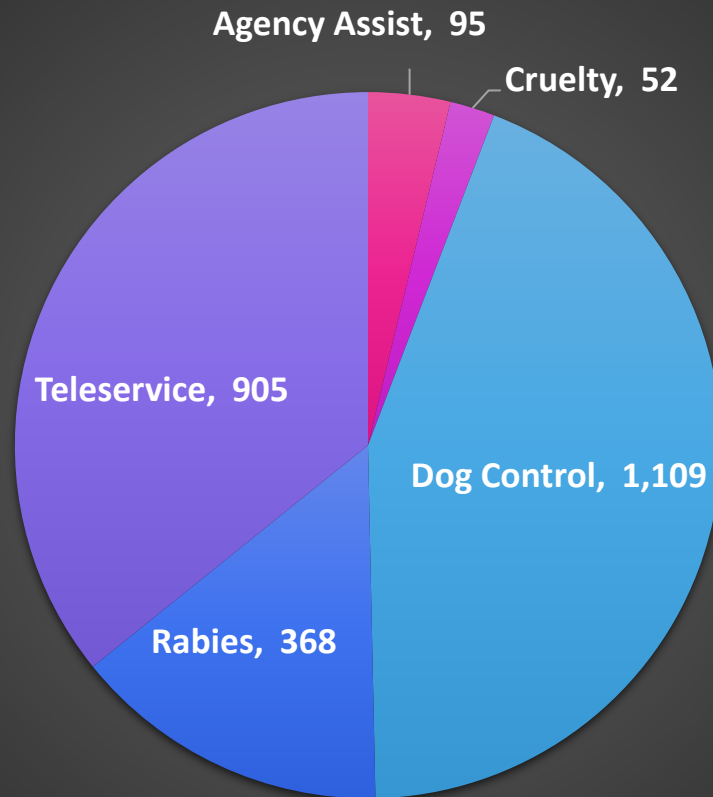
Q3 2022 TOTAL STATEWIDE CALLS FOR SERVICE BY LOCATION



Q3 2022 TOTAL NEW CASTLE COUNTY CALLS FOR SERVICE

New Castle County Totals - 3rd Quarter 2022

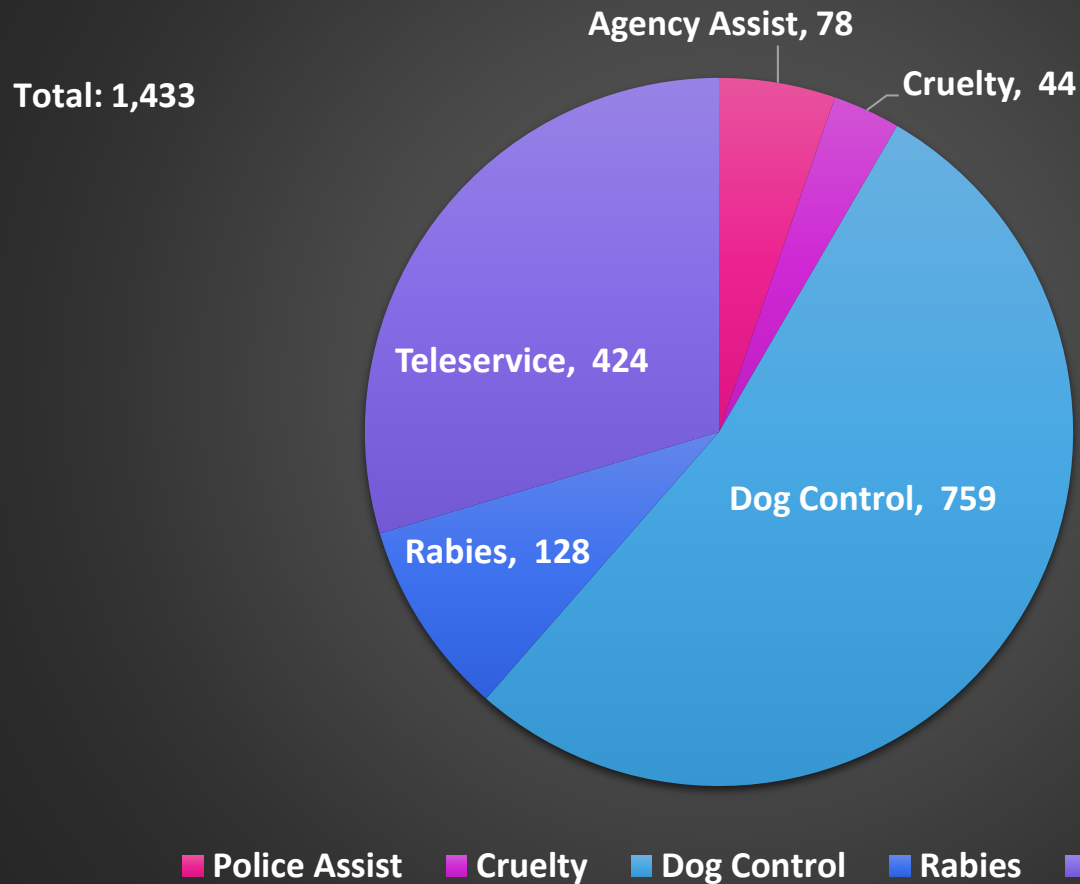
Total: 2,529



■ Police Assist ■ Cruelty ■ Dog Control ■ Rabies ■ Teleservice

Q3 2022 TOTAL KENT COUNTY CALLS FOR SERVICE

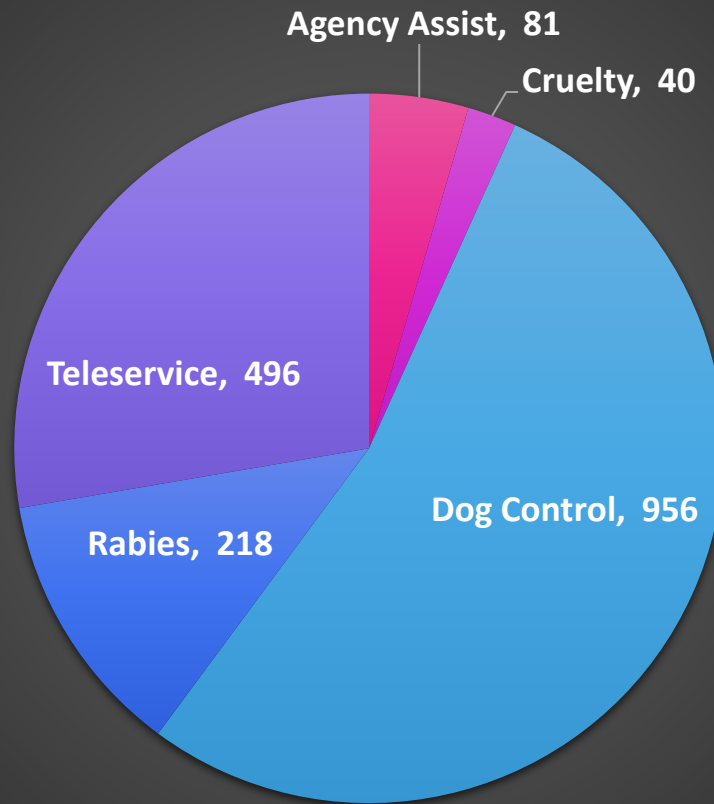
Kent County Totals - 3rd Quarter 2022



Q3 2022 TOTAL SUSSEX COUNTY CALLS FOR SERVICE

Sussex County Totals - 3rd Quarter 2022

Total: 1,791

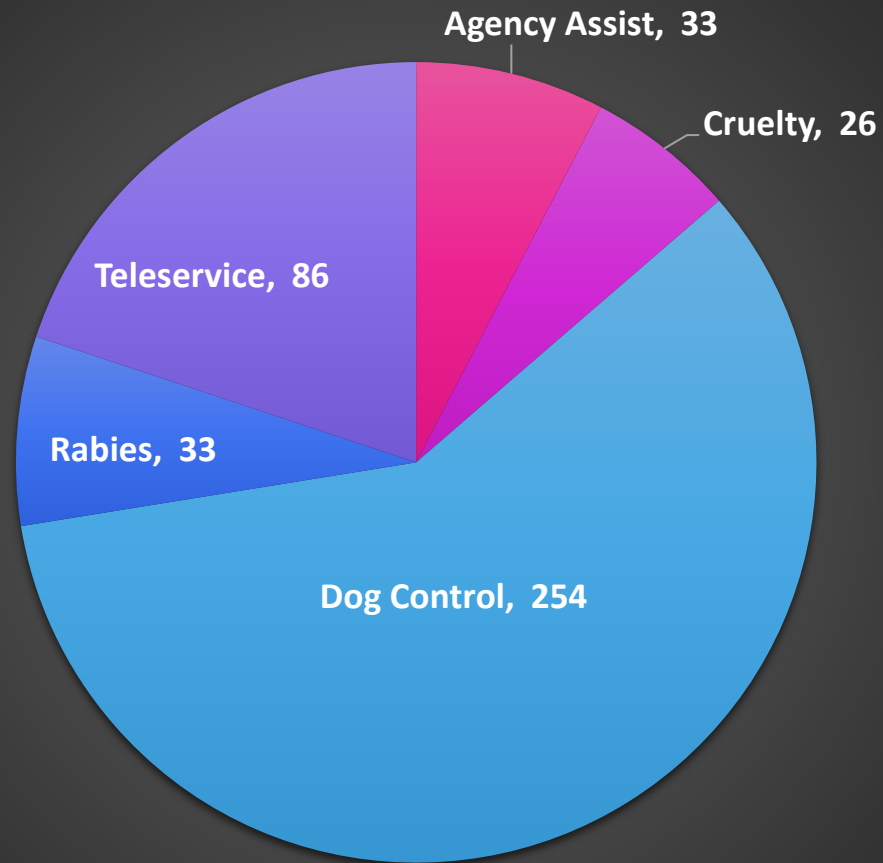


■ Police Assist ■ Cruelty ■ Dog Control ■ Rabies ■ Teleservice

Q3 2022 TOTAL CITY OF WILMINGTON CALLS FOR SERVICE

City of Wilmington Totals - 3rd Quarter 2022

Total: 432



Police Assist Cruelty Dog Control Rabies Teleservice

ADDITIONAL PERFORMANCE MEASURES

- **Investigative Follow Ups - 650**

Continuing investigative activities on prior complaints, such as gathering evidence and information, or monitoring animal health and welfare, and public safety.

- **Community Policing – 459**

Aimed at preventing and reducing animal incidents and improving relations between officers and the communities they serve.

- **Dogs Returned to Owner (RTO) – 510 or 66%**

- Number of dogs returned to owner in the field: 136

- Number of dogs returned to owner at shelter: 374

Our objective is to reunite as lost pets with their owners as possible. Found pets that are not able to be returned to their owner by officers directly in the field are posted on the State Lost and Found Registry (animalservices.delaware.gov) so that their owner may find them quickly. They are then taken to the shelter for safe-keeping and where they may be reclaimed by their owner.



ANIMAL SHELTER STATISTICS

Brandywine Valley SPCA (BVSPCA) is the contracted shelter partner for Delaware Animal Services (DAS).

BVSPCA provides all medical, nutritional, and behavioral care for animals rescued by DAS.

For more information on BVSPCA statistics please visit:

<https://bvspca.org/about/by-the-numbers/>



**Brandywine Valley SPCA
Delaware - 3rd Quarter 2022 Shelter Statistics**

	Cats	Dogs	Other	Total
Live Release Rate	94%	91%	95%	93%

Live Release Rate = Live Release / [Live Release + (Total Euthanasia – Owner Request)]

The Live Release Rate does not include the 0 owner requested euthanasia and 92 animals that died naturally in shelter/care or were processed out as Admin Missing.

Spay/Neuter Surgeries

Shelter	1081	513	0	1594
Owned	1351	616	0	1967
Total	2432	1129	0	3561

Live Intake

Stray	1035	636	21	1692
Owner Surrender	610	68	8	686
Campus Transfer	0	136	0	136
Adoption Return	16	54	1	71
Transfer In	9	110	0	119
Seized/Custody	133	327	20	480
Total	1803	1331	50	3184

Live Release

Adoption	718	553	20	1291
Campus Transfer	77	189	0	266
Return to Owner	51	374	0	425
Transfer Out	458	84	21	563
Return to Field	409	0	0	409
Total	1713	1200	41	2954

Return to Field Program: When a healthy unowned cat enters the shelter, the most compassionate and lifesaving approach is to spay/neuter, vaccinate, ear-tip, and return them to where they were found. As long as the cat is thriving, the Return to Field approach is the most humane and effective way to manage the stray cat population in the community.

Euthanasia

Shelter	111	99	2	212
Owner Request	0	0	0	0
Total	111	99	2	212

Other Outcomes

Died	67	15	2	84
Admin Missing	5	2	1	8
Total	72	17	3	92

** Admin Missing refers to animals that might have escaped, been stolen, not returned from foster care, or otherwise unaccounted for via a normal outcome such as a data entry error or possible duplicate entry.*

Ending Animal Count

July 1st	520	257	1	778
September 30th	427	272	5	704