



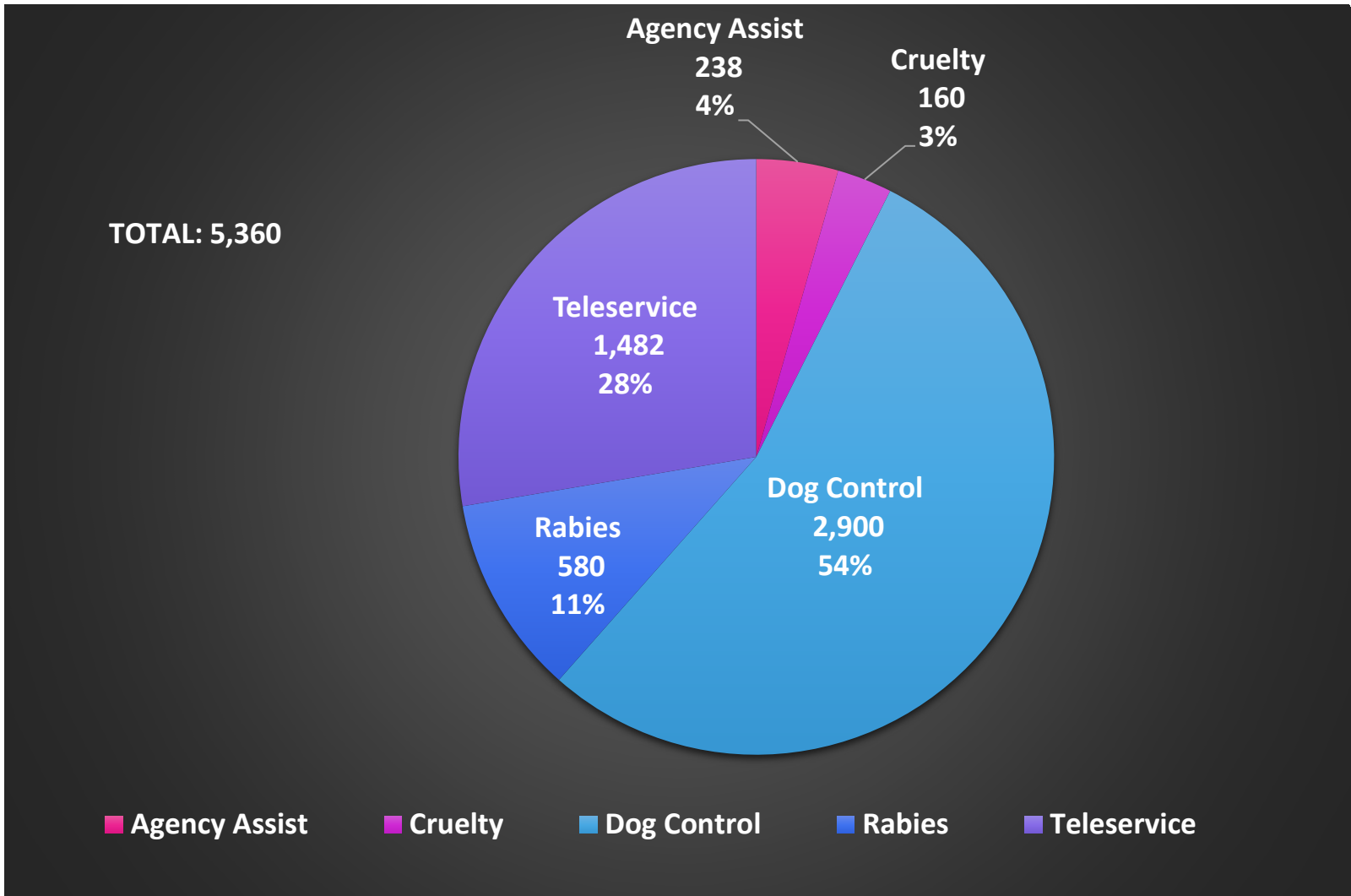
# Delaware Animal Services

Performance Report  
Fourth Quarter  
Oct 2022 – Dec 2022



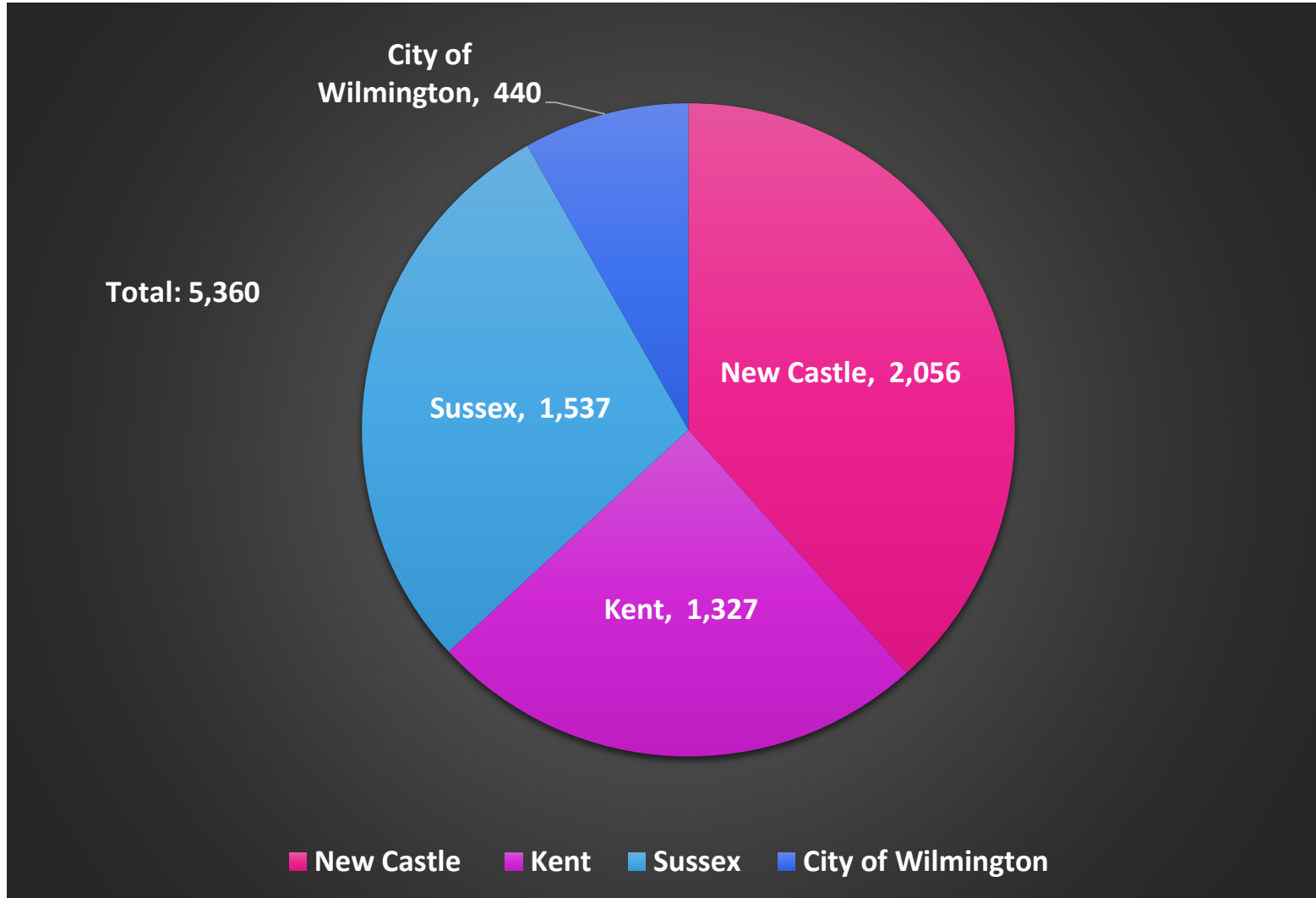
*DELAWARE HEALTH AND SOCIAL SERVICES*  
Division of Public Health  
Office of Animal Welfare

# Q4 2022 TOTAL STATEWIDE CALLS FOR SERVICE BY TYPE



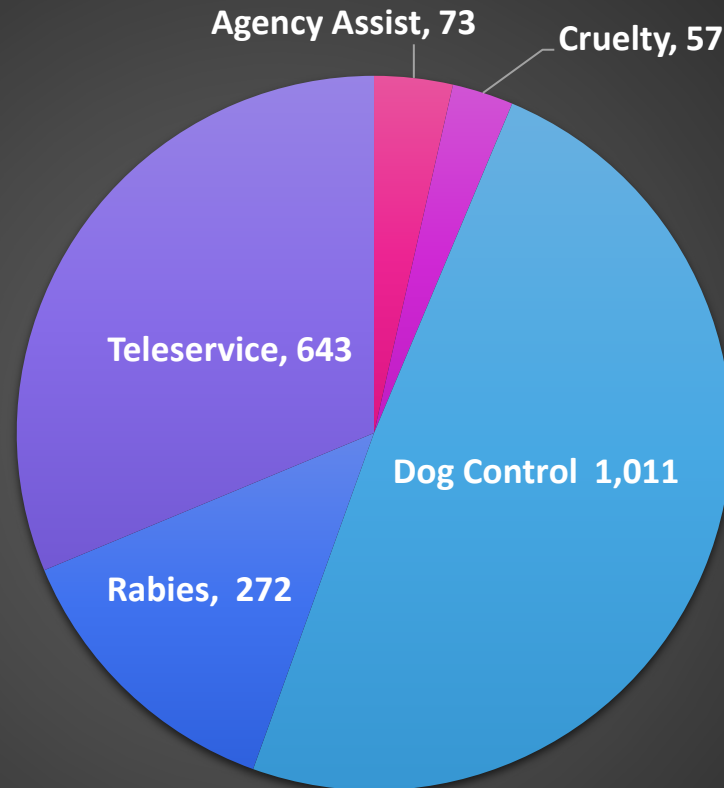
Note: Teleservice calls are those that are handled by offering referral, education, or resources. Case type is classified by dispatchers and may change upon officer response.

# Q4 2022 TOTAL STATEWIDE CALLS FOR SERVICE BY LOCATION



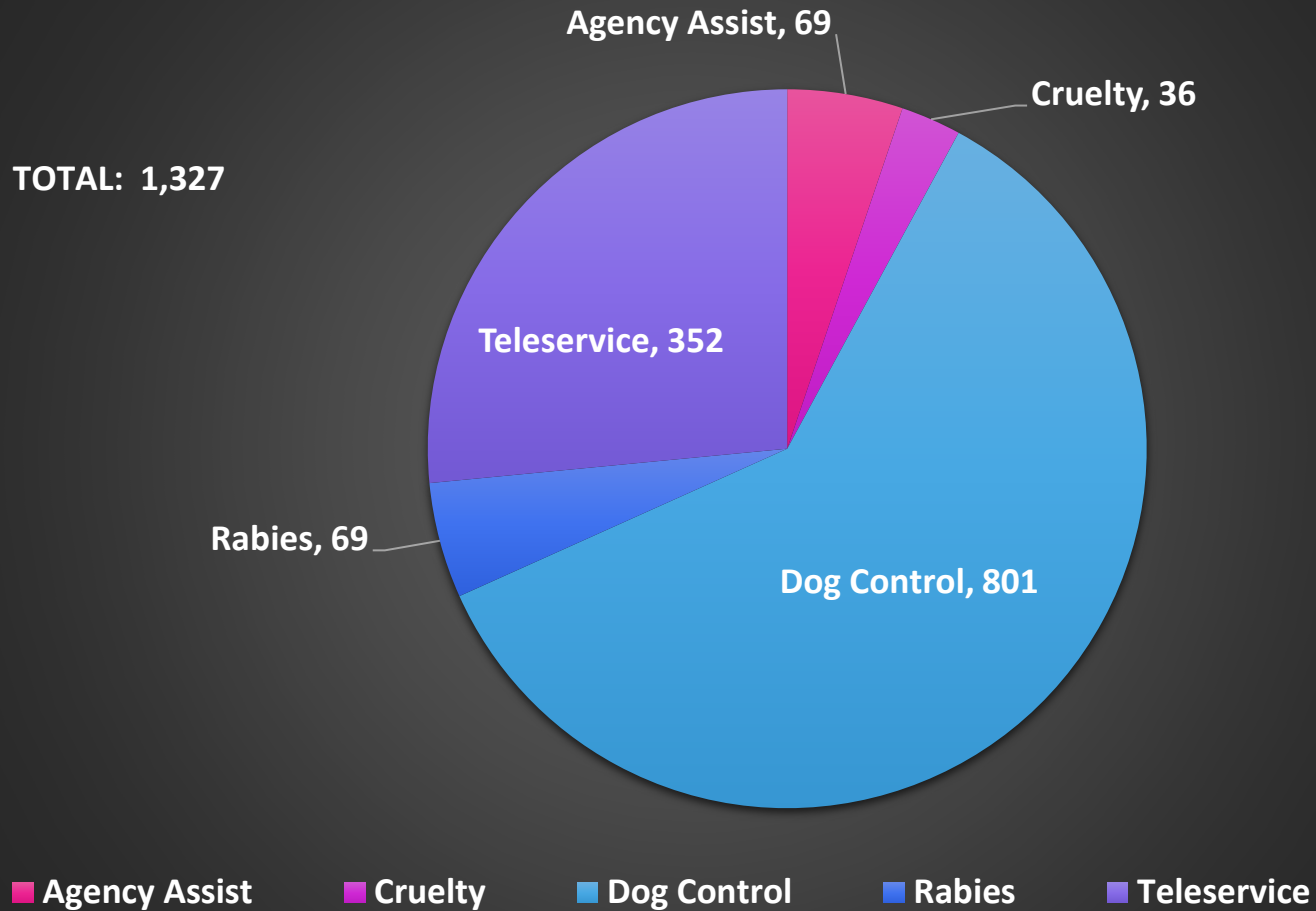
# Q4 2022 TOTAL NEW CASTLE COUNTY CALLS FOR SERVICE

TOTAL: 2,056



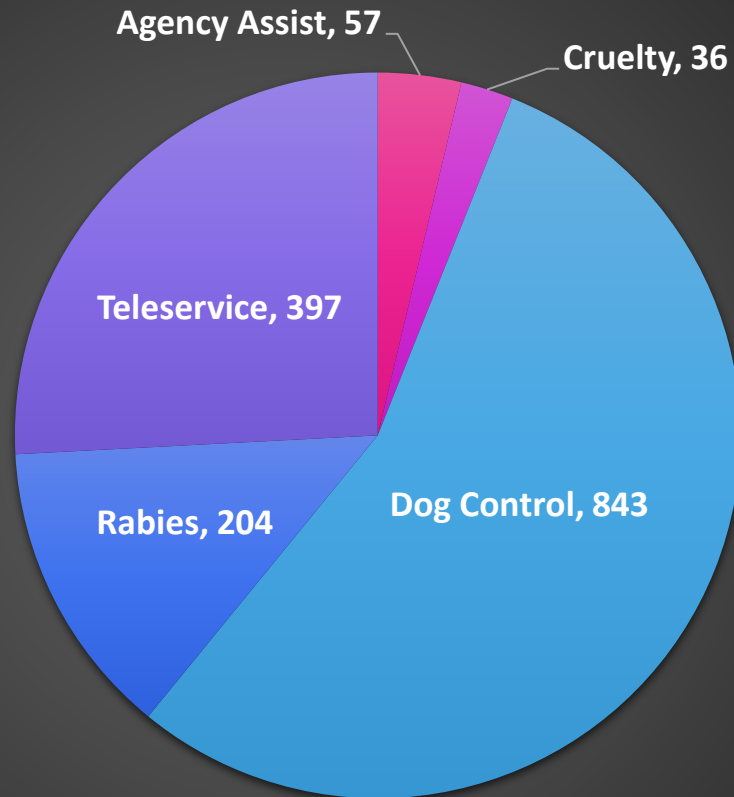
■ Agency Assist   ■ Cruelty   ■ Dog Control   ■ Rabies   ■ Teleservice

# Q4 2022 TOTAL KENT COUNTY CALLS FOR SERVICE



# Q4 2022 TOTAL SUSSEX COUNTY CALLS FOR SERVICE

TOTAL: 1,537



Agency Assist

Cruelty

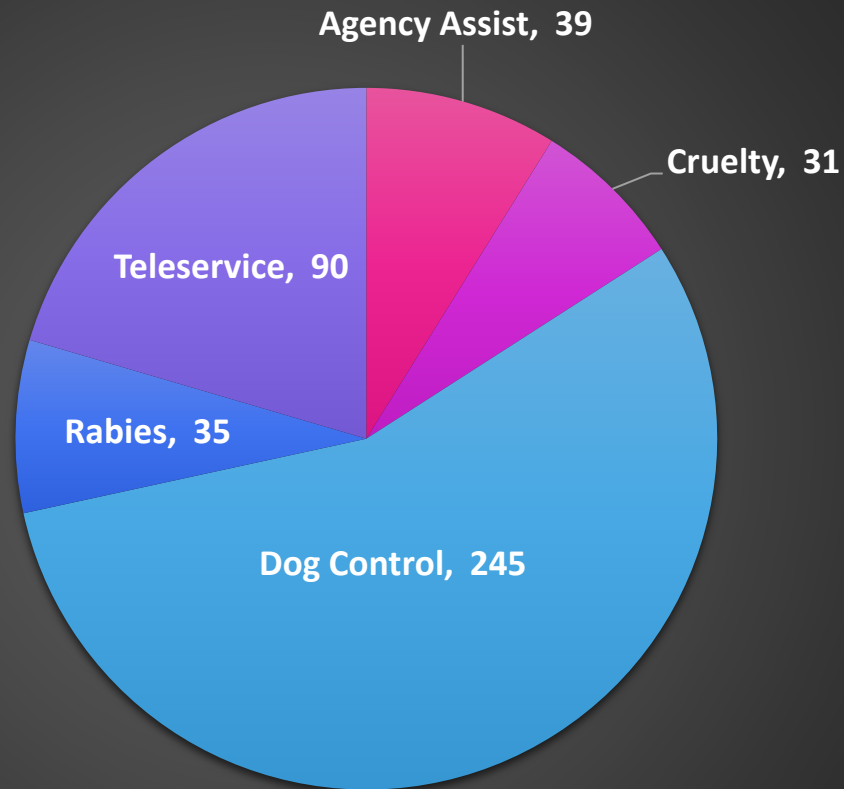
Dog Control

Rabies

Teleservice

# Q4 2022 TOTAL CITY OF WILMINGTON CALLS FOR SERVICE

TOTAL: 440



■ Police Assist

■ Cruelty

■ Dog Control

■ Rabies

■ Teleservice

# ADDITIONAL PERFORMANCE MEASURES

- **Investigative Follow Ups - 732**

Continuing investigative activities on prior complaints, such as gathering evidence and information, or monitoring animal health and welfare, and public safety.

- **Community Policing – 370**

Aimed at preventing and reducing animal incidents and improving relations between officers and the communities they serve.

- **Dogs Returned to Owner (RTO) – 512 or 62%**

- Number of dogs returned to owner in the field: 165

- Number of dogs returned to owner at shelter: 347

Our objective is to reunite as lost pets with their owners as possible. Found pets that are not able to be returned to their owner by officers directly in the field are posted on the State Lost and Found Registry ([animalservices.delaware.gov](http://animalservices.delaware.gov)) so that their owner may find them quickly. They are then taken to the shelter for safe-keeping and where they may be reclaimed by their owner.





# ANIMAL SHELTER STATISTICS

Brandywine Valley SPCA (BVSPCA) is the contracted shelter partner for Delaware Animal Services (DAS).

BVSPCA provides all medical, nutritional, and behavioral care for animals rescued by DAS.

For more information on BVSPCA statistics please visit:

<https://bvspca.org/about/by-the-numbers/>



## Brandywine Valley SPCA Delaware - 4th Quarter 2022 Shelter Statistics

	Cats	Dogs	Other	Total
<b>Live Release Rate</b>	95%	92%	98%	94%

Live Release Rate = Live Release / [Live Release + (Total Euthanasia – Owner Request)]

*The Live Release Rate does not include the 0 owner requested euthanasia and 62 animals that died naturally in shelter/care or were processed out as Admin Missing.*

### Spay/Neuter Surgeries

Shelter	921	500	0	1421
Owned	1386	578	0	1964
<b>Total</b>	<b>2307</b>	<b>1078</b>	<b>0</b>	<b>3385</b>

### Live Intake

Stray	813	663	7	1483
Owner Surrender	351	84	19	454
Campus Transfer	17	81	0	98
Adoption Return	21	48	1	70
Transfer In	217	196	0	413
Seized/Custody	145	308	84	537
<b>Total</b>	<b>1564</b>	<b>1380</b>	<b>111</b>	<b>3055</b>

### Live Release

Adoption	760	701	37	1498
Campus Transfer	93	134	0	227
Return to Owner	39	347	2	388
Transfer Out	259	66	44	369
Return to Field	417	0	0	417
<b>Total</b>	<b>1568</b>	<b>1248</b>	<b>83</b>	<b>2899</b>

*Return to Field Program: When a healthy unowned cat enters the shelter, the most compassionate and lifesaving approach is to spay/neuter, vaccinate, ear-tip, and return them to where they were found. As long as the cat is thriving, the Return to Field approach is the most humane and effective way to manage the stray cat population in the community.*

### Euthanasia

Shelter	70	98	2	170
Owner Request	0	0	0	0
<b>Total</b>	<b>70</b>	<b>98</b>	<b>2</b>	<b>170</b>

### Other Outcomes

Died	33	4	4	41
Admin Missing	18	3	0	21
<b>Total</b>	<b>51</b>	<b>7</b>	<b>4</b>	<b>62</b>

*\* Admin Missing refers to animals that might have escaped, been stolen, not returned from foster care, or otherwise unaccounted for via a normal outcome such as a data entry error or possible duplicate entry.*

### Ending Animal Count

October 1st	417	274	4	695
Dec 31st	292	301	26	619